

9 Mowidec-TT

9.3 Spindle centering system Mowidec-TT

9.13 Summary by machine types



Spindle centering system Mowidec-TT

MOWIDEC-TT



REVOLUTIONARY

New spindle centring system :

- FAST
- PRECISE
- EFFICIENT
- SIMPLE

Available at last for all bar turning or mechanical machines.
Useable whenever spindle centring is necessary.

USEABLE FOR :

- Spindles
- Counter-spindles
- End toolholders
- Back-working operations

Already used on sliding headstock lathes (bar turning), machining centers, transfer machines, presses, hobbing machines and many other possible applications



Mowidec-TT



Spindle centering system Mowidec-TT

Centering set



Item No	Description
Kit	Centering Set complete according machine type on request

Electronic unit with display



Item No	Description
Mowi-boîtier V2.0	Read out unit with battery power supply with USB cable

Connection cable



Item No	Description
Mowi-connect-400	Connection cable for Sensor Ø 4 mm + square sensor
Mowi-connect-650	Connection cable fo Sensor Ø 6.5 mm

Mowidec-TT

Standard sensors



Item No	Description
Mowi-det-400	Probe Ø 4 mm incl. brass protection
Mowi-det-400-nano	Probe Ø 4 mm incl. brass protection for Swiss Nano
Mowi-det-650	Probe Ø 6.5 mm incl. brass protection

Spindle centering system Mowidec-TT

Square sensor



Item No	Description
Mowi-det-H	Square Sensor 5.00 x 5.00 mm

Flat sensor



Item No	Description
Mowi-det-P	Flat probe (16 mm x 8 mm x 4.8 mm) with reduced dimension incl. integrated cable

Adaptation kit



Item No	Description
Mowi-kit-addet-H	Adaptation kit for sensor Mowi-det-H including short and long support. To be used on rings Ø 4.5 mm

Power supply cable



Item No	Description
Mowi-trans-EU	Power supply cable 100-240V with transformer 5V
Mowi-trans-USA	Power supply cable 100-240V with transformer 5V USA

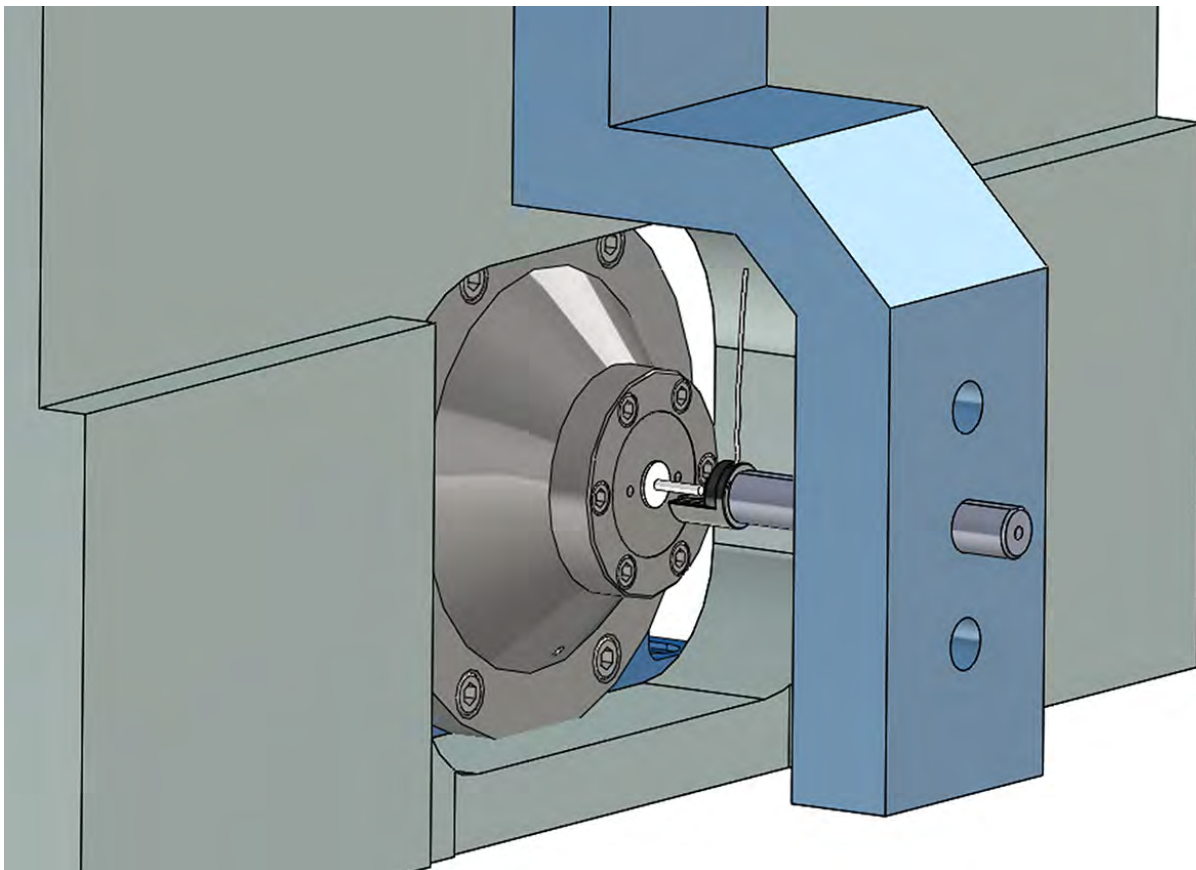
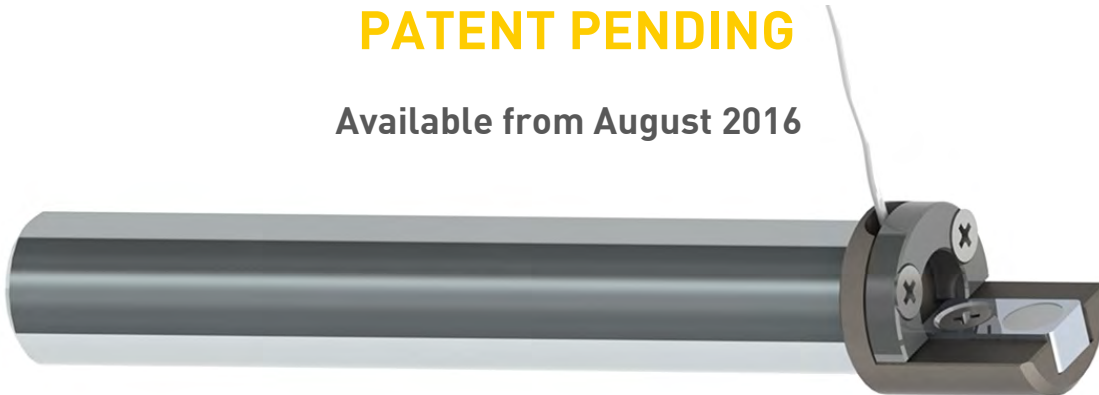
Spindle centering system Mowidec-TT

Centering holder for Spindles, drills & Tool-Holders



PATENT PENDING

Available from August 2016



Mowidec-TT

Spindle centering system Mowidec-TT

Centering holder - Technical Data

Mowi-Cyl

Cylindrical holder for exchangeable head (without head) for different bore sizes



Mowi-TS


Exchangeable centering head complete, incl. Flat probe

New

Centering holder for Spindles, drills and Tool-Holders with cylindrical bore. Easy and fast centering to save set-up time.

Made of 2 fine adjusted parts for better flexibility :

- 1 Cylindrical holder *Mowi-Cyl* available in different diameters
- 1 Mobile centering exchangeable head with measuring probe *Mowi-TS*















Item No	Description
Mowi-det-P	Flat probe (16 mm x 8 mm x 4.8 mm) with reduced dimension incl. integrated cable
Mowi-T	Exchangeable centering head (without probe)
Mowi-TS	Exchangeable centering head complete, incl. Flat probe Mowi-det-P
Mowi-Cyl08	Cylindrical holder Ø 8.0 for exchangeable head (without head)
Mowi-Cyl12	Cylindrical holder Ø 12.0 with flat for exchangeable head (without head)
Mowi-Cyl1587	Cylindrical holder Ø 15.87 (5/8") with flat for exchangeable head (without head)
Mowi-Cyl16	Cylindrical holder Ø 16.0 with flat for exchangeable head (without head)
Mowi-Cyl1905	Cylindrical holder Ø 19.05 (3/4") with flat for exchangeable head (without head)
Mowi-Cyl20	Cylindrical holder Ø 20.0 with flat for exchangeable head (without head)
Mowi-Cyl22	Cylindrical holder Ø 22.0 with flat for exchangeable head (without head)
Mowi-Cyl25	Cylindrical holder Ø 25.0 with flat for exchangeable head (without head)
Mowi-Cyl254	Cylindrical holder Ø 25.40 (1") with flat for exchangeable head (without head)
Mowi-Cyl28	Cylindrical holder Ø 28.0 with flat for exchangeable head (without head)
Mowi-Cyl32	Cylindrical holder Ø 32.0 with flat for exchangeable head (without head)
Mowi-Cyl35	Cylindrical holder Ø 35.4 with flat for exchangeable head (without head)




















Spindle centering system Mowidec-TT

Rings












Item No	Description	Sensor	
150218	Adapter ring Ø 57.00 mm	Mowi-det-650	
150567	Adapter ring Ø 27.00 mm	Mowi-det-400	
150637	Adapter ring Ø 35.00 mm	Mowi-det-400	
150638	Adapter ring Ø 45.00 mm	Mowi-det-400	
150641	Adapter ring Ø 48.00 mm	Mowi-det-650	
150642	Adapter ring Ø 60.00 mm	Mowi-det-650	
150675	Adapter ring Ø 25.00 mm	Mowi-det-400	
150678	Adapter ring Ø 50.00 mm	Mowi-det-650	
150686	Adapter ring Ø 42.20 mm	Mowi-det-400	
150687	Adapter ring Ø 29.00 mm	Mowi-det-400	
150707	Adapter ring Ø 45.90 mm	Mowi-det-650	
150708	Adapter ring Ø 34.85 mm	Mowi-det-400	
150709	Bar cover head D25 (Blank) bore Ø 0.80 mm		
150709-xxx	Bar cover head D25 (Blank) bore Ø		
150711	Bar cover head D35 (Blank) bore Ø 1.50 mm		

Spindle centering system Mowidec-TT

Rings		continuation...
Item No	Description	Sensor
150711-xxx	Bar cover head (Blank) bore Ø	
150717	Adapter ring Ø 48.95 mm	Mowi-det-650 
150721	Adapter ring Ø 54.00 mm	Mowi-det-650 
150722	Adapter ring Ø 51.85 mm	Mowi-det-650 
150723	Adapter ring Ø 67.00 mm	Mowi-det-650 
150724	Adapter ring Ø 61.00 mm	Mowi-det-650 
150725	Adapter ring Ø 32.00 mm	Mowi-det-400 
150726	Adapter ring Ø 36.00 mm	Mowi-det-400 
150735	Adapter ring Ø 50.25 mm	Mowi-det-650 
150736	Adapter ring Ø 64.25 mm	Mowi-det-650 
150761	Bar cover head D64 (Blank) bore Ø 5.00 mm	Mowi-det-650 
150761-xxx	Bar cover head (Blank) bore Ø	Mowi-det-650 
150870	Adapter ring Ø 23.00 mm	Mowi-det-400-nano 
Mowidec-kit-Nano	Complete kit for Swiss Nano content : 150870 + 150911 + Mowi-det-400	
150911	Bar cover head bore Ø 0.80 mm for ring 150870 Ø 23.00 mm	
150911-xxx	Adapter ring 150911 with bore on request	
150963	Adapter ring Ø 33.00 mm	Mowi-det-400 
151142	Adapter ring Ø 43.00 mm	Mowi-det-400 
151143	Adapter ring Ø 49.60 mm	Mowi-det-650 
151144	Adapter ring Ø 64.60 mm	Mowi-det-650 

Spindle centering system Mowidec-TT

Rings			continuation...
Item No	Description	Sensor	
151184	Adapter ring Ø 38.00 mm	Mowi-det-400	
151202	Adapter ring Ø 58.00 mm	Mowi-det-650	
151203	Adapter ring Ø 65.00 mm	Mowi-det-650	
151204	Adapter ring Ø 44.00 mm	Mowi-det-650	
151205	Adapter ring Ø 76.00 mm	Mowi-det-650	
151214	Adapter ring Ø 66.00 mm	Mowi-det-650	
151215	Adapter ring Ø 37.00 mm	Mowi-det-400	
151217	Adapter ring Ø 75.00 mm	Mowi-det-650	
151219	Adapter ring Ø 56.00 mm	Mowi-det-650	

Spindle centering system Mowidec-TT

Alignment guide bushes



- Dummy guide bushes to align headstock and backspindle of some Swiss type lathes

Item No	Description
Mowi-1351-P-CP	Alignment guide bush 1351
Mowi-1352-P-CP	Alignment guide bush 1352
Mowi-1353-P-CP	Alignment guide bush 1353
Mowi-1603-P-CP	Alignment guide bush 1603
Mowi-223T-P-CP	Alignment guide bush 223T
Mowi-229T-P-CP	Alignment guide bush 229T
Mowi-39001T-P-CP	Alignment guide bush 39001T
Mowi-853-P-CP	Alignment guide bush 853
Mowi-605-P-CP	Alignment guide bush 605

Other types on request

Master type ER Mowidec



Master with ER shank for tool posts centering

Item No	Description	Type	d	L
Master ER8	Master ER8	ER8	3.00	8.00
Master ER11	Master ER11	ER11	4.00	20.00
Master ER16	Master ER16	ER16	6.00	30.00
Master ER20	Master ER20	ER20	6.00	30.00
Master ER25	Master ER25	ER25	6.00	30.00
Master ER32	Master ER32	ER32	6.00	30.00

Summary by machine types

Rings for TORNOS machines

Ring ref.	∅	Sensor	Placed on	Note
CT 20				
150761	5.00	Mowi-det-650	Guide bush	Blank
150218	57.00	Mowi-det-650	Sub-spindle	
DECO 7				
150567	27.00	Mowi-det-400	Guide bush	
150725	32.00	Mowi-det-400	Sub-spindle	
DECO 10				
150567	27.00	Mowi-det-400	Guide bush	
150637	35.00	Mowi-det-400	Sub-spindle	
DECO 13				
150637	35.00	Mowi-det-400	Guide bush	
150638	45.00	Mowi-det-400	Sub-spindle	
DECO 20				
150641	48.00	Mowi-det-650	Guide bush	
150642	60.00	Mowi-det-650	Sub-spindle	
DECO 26				
150641	48.00	Mowi-det-650	Guide bush	
150642	60.00	Mowi-det-650	Sub-spindle	
DELTA 12				
150725	32.00	Mowi-det-400	Guide bush	
150717	48.95	Mowi-det-650	Sub-spindle	
DELTA 20				
150963	33.00	Mowi-det-400	Guide bush	
150717	48.95	Mowi-det-650	Sub-spindle	
ENC 75				
150726	36.00	Mowi-det-400	Sub-spindle	
EVO 10				
150675	25.00	Mowi-det-400	Guide bush	
150637	35.00	Mowi-det-400	Sub-spindle	
EVO 16				
150637	35.00	Mowi-det-400	Guide bush	
150638	45.00	Mowi-det-400	Sub-spindle	
GAMMA 20				
150717	48.95	Mowi-det-650	Sub-spindle	
GT 13				
151142	43.00	Mowi-det-400	Guide bush	
151143	49.60	Mowi-det-650	Sub-spindle	
GT 26				
150642	60.00	Mowi-det-650	Guide bush	
151144	64.60	Mowi-det-650	Sub-spindle	
MICRO 7				
150675	25.00	Mowi-det-400	Guide bush	
150637	35.00	Mowi-det-400	Sub-spindle	
MICRO 8				
150637	35.00	Mowi-det-400	Sub-spindle	
MULTISWISS				
150678	50.00	Mowi-det-650	Sub-spindle	
SIGMA 20				
150641	48.00	Mowi-det-650	Guide bush	
150642	60.00	Mowi-det-650	Sub-spindle	

Summary by machine types

Rings for TORNOS machines

suite ...

Ring ref.	∅	Sensor	Placed on	Note
SIGMA 32				
151201	76.00	Mowi-det-650	Sub-spindle	
ST 26				
150641	48.00	Mowi-det-650	Guide bush	
150642	60.00	Mowi-det-650	Sub-spindle	
SWISS NANO				
150911	0.80	Mowi-det-400 NANO	Material	Blank
150911-XXX	Material ∅	Mowi-det-400 NANO	Material	
150870	23.00	Mowi-det-400 NANO	Material	
150567	27.00	Mowi-det-400 NANO	Sub-spindle	
Mowi-kit-Nano				Complete kit available

Summary by machine types

Rings for CITIZEN machines

Ring ref.	∅	Sensor	Placed on	Note
A20				
151219	56.00	Mowi-det-650	Sub-spindle	
B12				
150686	42.20	Mowi-det-400	Sub-spindle	
K12				
150686	42.20	Mowi-det-400	Sub-spindle	
K16				
150686	42.20	Mowi-det-400	Sub-spindle	
L16				
150721	54.00	Mowi-det-650	Sub-spindle	
L20				
150735	50.25	Mowi-det-650	Sub-spindle	
M12, M16				
150686	42.20	Mowi-det-400	Sub-spindle	
M20				
150721	54.00	Mowi-det-650	Sub-spindle	
M32				
150736	64.25	Mowi-det-650	Sub-spindle	
R07				
150687	29.00	Mowi-det-400	Sub-spindle	

For centering on guide bush side, you have to put the cover head 150709 + 150675 or 150711 + 150637 on material bar.

Summary by machine types

Rings for STAR machines

Ring ref.	∅	Sensor	Placed on	Note
ECAS20				
150722	51.85	Mowi-det-650	Sub-spindle	
KJR16				
150735	50.25	Mowi-det-650	Sub-spindle	
KJR25				
151219	56.00	Mowi-det-650	Sub-spindle	
KNC16 / 20				
150722	51.85	Mowi-det-650	Sub-spindle	
KNC25 / 32				
150736	64.25	Mowi-det-650	Sub-spindle	
RNC16				
151204	44.00	Mowi-det-650	Sub-spindle	
SA12 / 16				
150707	45.90	Mowi-det-650	Sub-spindle	
SB16				
150707	45.90	Mowi-det-650	Sub-spindle	
SE16				
150707	45.90	Mowi-det-650	Sub-spindle	
SI-12NP				
150637	35.00	Mowi-det-400	Sub-spindle	
SR10J				
150708	34.85	Mowi-det-400	Sub-spindle	
SR16				
150735	50.25	Mowi-det-650	Sub-spindle	
SR16R				
150722	51.85	Mowi-det-650	Sub-spindle	
SR20				
150722	51.85	Mowi-det-650	Sub-spindle	
SR20R				
150722	51.85	Mowi-det-650	Sub-spindle	
SR32				
150736	64.25	Mowi-det-650	Sub-spindle	
SR32J				
150736	64.25	Mowi-det-650	Sub-spindle	
SST16				
150678	50.00	Mowi-det-650	Sub-spindle	
SV12				
150707	45.90	Mowi-det-650	Sub-spindle	
SV20				
150722	51.85	Mowi-det-650	Sub-spindle	
SV32				
150736	64.25	Mowi-det-650	Sub-spindle	
SV32J				
150736	64.25	Mowi-det-650	Sub-spindle	
SW7				
150686	42.20	Mowi-det-400	Sub-spindle	

For centering on guide bush side, you have to put the cover head 150709 + 150675 or 150711 + 150637 on material bar.

Summary by machine types

Rings for STAR machines

suite ...

Ring ref.	∅	Sensor	Placed on	Note
SW7R				
150686	42.20	Mowi-det-400	Sub-spindle	

For centering on guide bush side, you have to put the cover head 150709 + 150675 or 150711 + 150637 on material bar.

Summary by machine types

Rings for TSUGAMI machines

Ring ref.	∅	Sensor	Placed on	Note
B0205				
150963	33.00	Mowi-det-400	Guide bush	
150717	48.95	Mowi-det-650	Sub-spindle	
B07				
150637	35.00	Mowi-det-400	Sub-spindle	
BS12				
150717	48.95	Mowi-det-650	Sub-spindle	
BS12 / 13				
150725	32.00	Mowi-det-400	Sub-spindle	
BS18				
150717	48.95	Mowi-det-650	Sub-spindle	
BW20				
150717	48.95	Mowi-det-650	Sub-spindle	
HS20M				
151203	65.00	Mowi-det-650	Guide bush	
150717	48.95	Mowi-det-650	Sub-spindle	
HS32				
151202	58.00	Mowi-det-650	Guide bush	
151203	65.00	Mowi-det-650	Sub-spindle	
P03				
150963	33.00	Mowi-det-400	Guide bush	

For centering on guide bush side, you have to put the cover head 150709 + 150675 or 150711 + 150637 on material bar.

Summary by machine types

Rings for HANWHA machines

Ring ref.	∅	Sensor	Placed on	Note
SL-12 SH				
151215	37.00	Mowi-det-400	Sub-spindle	
SL-20 SH				
150724	61.00	Mowi-det-650	Sub-spindle	
SL-32 HPD				
150724	61.00	Mowi-det-650	Sub-spindle	
SL-32-S / HE				
150723	67.00	Mowi-det-650	Sub-spindle	
STL-32H				
150723	67.00	Mowi-det-650	Sub-spindle	
XD-07				
150725	32.00	Mowi-det-400	Sub-spindle	
XD-12J				
151215	37.00	Mowi-det-400	Sub-spindle	
XD-20H				
150721	54.00	Mowi-det-650	Sub-spindle	
XD-26				
150724	61.00	Mowi-det-650	Sub-spindle	
XD-35				
150723	67.00	Mowi-det-650	Sub-spindle	

For centering on guide bush side, you have to put the cover head 150709 + 150675 or 150711 + 150637 on material bar.

Summary by machine types

Rings for TRAUB machines

Ring ref.	∅	Sensor	Placed on	Note
TNL 12/7				
150726	36.00	Mowi-det-400	Sub-spindle	
TNL 18				
151214	66.00	Mowi-det-650	Guide bush	
151203	65.00	Mowi-det-650	Sub-spindle	
TNL 26 (F20/87)				
150707	45.90	Mowi-det-650	Sub-spindle	
TNL 26 (F25/64)				
151202	58.00	Mowi-det-650	Sub-spindle	
TNL 26 (F37/740)				
151217	75.00	Mowi-det-650	Sub-spindle	

For centering on guide bush side, you have to put the cover head 150709 + 150675 or 150711 + 150637 on material bar.

Summary by machine types

Rings for SCHAUBLIN machines

Ring ref.	∅	Sensor	Placed on	Note
Lathe 70 W15				
150870	23.00	Mowi-det-400	Main-spindle	
Lathe 102 W20				
151184	38.00	Mowi-det-400	Main-spindle	
Lathe 102 W25				
150641	48.00	Mowi-det-650	Main-spindle	
Lathe 202 W25				
150641	48.00	Mowi-det-650	Main-spindle	

Summary by machine types

Rings for universal application

Ring ref.	∅	Sensor	Placed on	Note
Variante 1				
150709	0.80	Mowi-det-400	Material	Blank
150709-XXX	Bar ∅	Mowi-det-400	Material	
150675	25.00	Mowi-det-400	Material 150709	
Variante 2				
150711	1.50	Mowi-det-400	Material	Blank
150711-XXX	Bar ∅	Mowi-det-400	Material	
150637	35.00	Mowi-det-400	Material 150711	
Variante 3				
150761	5.00	Mowi-det-650	Material	Blank
150761-XXX	Bar ∅	Mowi-det-650	Material	