

# 1 Collets and collet sleeves

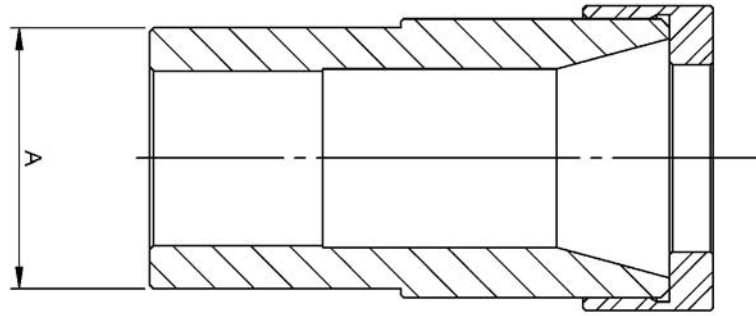
- 1.3 Wibemo - Honing sleeve
- 1.4 Wibemo - Extenso collets
- 1.6 Wibemo - Croco collets
- 1.10 Wibemo - CuBe collets
- 1.11 Wibemo - Phenol collets
- 1.12 Custom made collets
- 1.18 Wibemo - Wifex collets
- 1.22 Tornos transport lever collets
- 1.25 Carbide collets
- 1.27 Rego-Fix collets
- 1.39 Collets for Tornos Multispindle machines
- 1.44 Schaublin Program
- 1.89 Tecnopinz collets
- 1.97 PCM tapping collets
- 1.103 Collet Sleeves





# Wibemo - Honing sleeve

## Honing sleeve



- Thanks this simple collet chuck, you can any refreshing operation or honing of your F type collets by yourself.

Simple collet sleeve made of SST incl. nut for F-Type dead length collet



Item No	Type	Type	A
150124	F8/577	101E	22.00
150125	F10/86	109E	22.00
150126	F13/357	116E	22.00
150127	F15/580	120E	22.00
150133	F16/1076	1212E	22.00
150130	F20/87	138E	30.00
150129	F20/201	136E	30.00
150131	F22/71	140E	35.00
150132	F25/64	145E	35.00
150776	F37/740	1536E	45.00

# Wibemo - Extenso collets

## Carbide Extenso collets

A product of



### Advantages :

- Extended nose for easier pick-off
- Rapid availability
- Carbide assures low wear and longer life of your collets

### Specialities

- Special production from your drawings
- Fine slots for small parts diameter
- Mirror polished lapping on request
- Available with or without extractors
- UP+ quality
- Don't hesitate to contact us for any requirement.



### An efficient solution for optimal clamping without marking your parts.

- The guarantee of a careful and perfect grip
- Reduces clamp marks and damage on your parts
- Does not stick, for damage-free extraction
- Reduces production costs

For the perfect control of the machining of your very high precision parts, such as components for watch-making or medical applications in 316L stainless steel or titanium.

Necessary for your high added value parts and whenever your requirements for quality and impeccable visual appearance are essential.

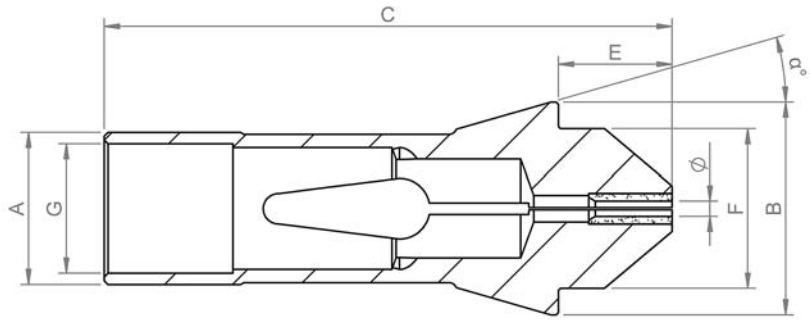
The properties of carbide avoid harming your parts and reduce the risks of damaging delicate surfaces when clamping or during extraction.

Thanks to UP (Ultra Precise) quality, EXTENSO collets enable delicate and precise counter-spindle clamping. They assure longer duration, less adjusting and considerably reduce waste. They are the indispensable element for reducing your production costs and enable gains in productivity.

- UP precision for a grip that is perfectly adjusted to the clamping diameter
- Ultra precise clamp assures the perfect grip of the part.

# Wibemo - Extenso collets

## Carbide Extenso collets - Technical devices



Item No	Type	EC Norm	A	B	C	E	F	G	$\alpha^\circ$
<b>Carbide Extenso</b>									
300-577-10-Ø	F8/577 (LN10)	101E	8.00	12.00	47.50	10.00	8.00	M6x0.50	16°
300-86-10-Ø	F10/86 (LN10)	109E	10.00	15.50	52.00	10.00	10.00	M8x0.50	20°
300-86-12-Ø	F10/86 (LN12)	109E	10.00	15.50	54.00	12.00	10.00	M8x0.50	20°
300-357-12-Ø	F13/357 (LN12)	116E	13.00	19.00	70.00	12.00	13.00	M11x0.75	16°
300-580-13-Ø	F15/580 (LN13)	120E	15.00	21.00	71.00	13.00	15.00	M12x0.75	16°
300-580-18-Ø	F15/580 (LN18)	120E	15.00	21.00	76.00	18.00	15.00	M12x0.75	16°
300-1076-13-Ø	F16/1076 (LN13)	1212E	16.00	21.00	71.00	13.00	16.00	M14x0.75	16°
300-87-15-Ø	F20/87 (LN15)	138E	20.00	28.00	75.00	15.00	21.00	M18x1	16°
300-87-20-Ø	F20/87 (LN20)	138E	20.00	28.00	80.00	20.00	21.00	M18x1	16°
300-201-13-Ø	F20/201 (LN13)	136E	20.00	26.00	62.00	13.00	19.00	M18x1	15°
300-71-18-Ø	F22/71 (LN18)	140E	22.00	30.00	67.00	18.00	21.00	M20x1	15°
300-64-18-Ø	F25/64 (LN18)	145E	25.00	35.00	85.00	18.00	27.00	M22x1	16°
300-101-20-Ø	F30/101 (LN20)	1446E	30.00	38.00	79.00	20.00	32.00	-	15°
300-94-27-Ø	F35/94 (LN27)	163E	35.00	43.00	90.00	27.00	34.00	-	15°
300-740-25-Ø	F37/740 (LN25)	1536E	37.00	47.00	107.00	25.00	40.00	-	16°

# Wibemo - Croco collets

Steel Croco

A product of

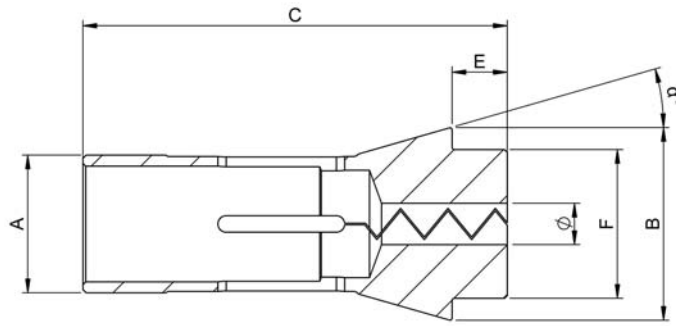


## Advantages :

- Clamping range to 0.2 mm down
- Uniformly high precision throughout the clamping range
- Accepts variations on bar  $\varnothing$
- Enables clamping of hex, square, threaded profiles, etc., without positioning
- Avoids marking the bar or part
- Uniform, high-force grip
- Avoids penetration of chips into the bore
- Ideal for medical screws, constant pressure on the thread even in case of variations of tolerance.
- Carbide bore on request.

# Wibemo - Croco collets

## Steel Croco - Technical Data



Item No	Type	EC Norm	A	B	C	E	F	$\alpha^\circ$
<b>Steel Croco</b>								
600-577-Ø	F8/577	101E	8.00	12.00	42.00	4.50	8.00	16°
600-86-Ø	F10/86	109E	10.00	15.50	47.50	5.50	10.00	20°
600-78-Ø	F12/78	1155E	12.00	18.10	44.50	4.30	12.00	15°
600-357-Ø	F13/357	116E	13.00	19.00	64.00	6.00	13.00	16°
600-98-Ø	F14/98	117E	14.00	18.00	46.00	4.00	14.00	13°
600-358-Ø	F15/358	121E	15.00	22.00	47.00	5.00	15.00	20°
600-580-Ø	F15/580	120E	15.00	21.00	64.00	6.00	15.00	16°
600-104-Ø	F16/104	123E	16.00	22.00	55.00	5.00	16.00	15°
600-830-Ø	F16/830		16.00	21.00	66.00	8.00	16.00	16°
600-1076-Ø	F16/1076	1212E	16.00	21.00	64.00	6.00	16.00	16°
600-87-Ø	F20/87	138E	20.00	28.00	67.00	7.00	21.00	16°
600-201-Ø	F20/201	136E	20.00	26.00	54.00	5.00	19.00	15°
600-71-Ø	F22/71	140E	22.00	30.00	55.00	6.00	21.00	15°
600-64-Ø	F25/64	145E	25.00	35.00	77.00	10.00	27.00	16°
600-93-Ø	F28/93	148E	28.00	38.00	70.00	7.00	28.00	15°
600-63-Ø	F30/63	157E	30.00	42.00	80.00	10.00	34.00	16°
600-101-Ø	F30/101	1446E	30.00	38.00	65.00	6.00	32.00	15°
600-221-Ø	F32/221	161E	32.00	45.00	75.00	8.00	34.00	15°
600-94-Ø	F35/94	163E	35.00	48.00	80.00	8.00	38.00	15°
600-740-Ø	F37/740	1536E	37.00	47.00	92.00	10.00	40.00	16°
600-72-Ø	F38/72	164E	38.08	49.00	107.50	9.00	38.00	15°
600-99-Ø	F42/99	171E	42.00	55.00	94.00	9.00	42.00	15°
600-81-Ø	F48/81	173E	48.00	60.00	94.00	9.00	50.00	15°

# Wibemo - Croco collets

Steel Croco collet with long nose

A product of



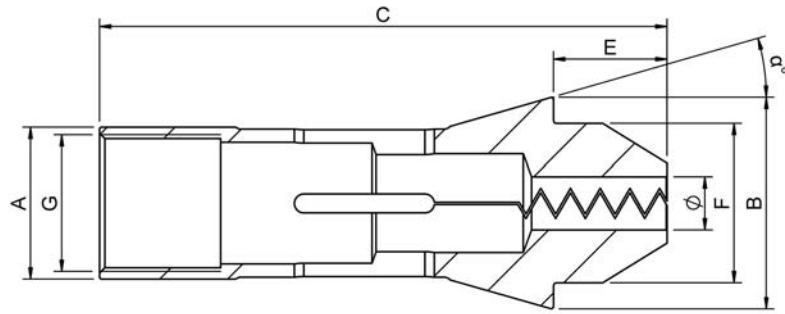
## Advantages :

- Clamping range to 0.2 mm down
- Uniformly high precision throughout the clamping range
- Accepts variations on bar  $\varnothing$
- Enables clamping of hex, square, threaded profiles, etc., without positioning
- Avoids marking the bar or part
- Uniform, high-force grip
- Avoids penetration of chips into the bore
- Ideal for medical screws, constant pressure on the thread even in case of variations of tolerance.
- Carbide bore on request.



# Wibemo - Croco collets

## Steel Croco collet with long nose - Technical Data



Item No	Type	EC Norm	A	B	C	E	F	G	$\alpha^\circ$
<b>Steel Croco with long nose</b>									
600-577-10-Ø	F8/577 (LN10)	101E	8.00	12.00	47.50	10.00	8.00	M6x0.50	16°
600-86-10-Ø	F10/86 (LN10)	109E	10.00	15.50	52.00	10.00	10.00	M8x0.50	20°
600-357-12-Ø	F13/357 (LN12)	116E	13.00	19.00	70.00	12.00	13.00	M11x0.75	16°
600-580-13-Ø	F15/580 (LN13)	120E	15.00	21.00	71.00	13.00	15.00	M12x0.75	16°
600-1076-13-Ø	F16/1076 (LN13)	1212E	16.00	21.00	71.00	13.00	16.00	M14x0.75	16°
600-87-15-Ø	F20/87 (LN15)	138E	20.00	28.00	75.00	15.00	21.00	M18x1	16°
600-87-20-Ø	F20/87 (LN20)	138E	20.00	28.00	80.00	20.00	21.00	M18x1	16°
600-201-13-Ø	F20/201 (LN13)	136E	20.00	26.00	62.00	13.00	19.00	M18x1	15°
600-71-18-Ø	F22/71 (LN18)	140E	22.00	30.00	67.00	18.00	21.00	M20x1	15°
600-64-18-Ø	F25/64 (LN18)	145E	25.00	35.00	85.00	18.00	27.00	M22x1	16°
600-101-20-Ø	F30/101 (LN20)	1446E	30.00	38.00	79.00	20.00	32.00	-	15°
600-94-27-Ø	F35/94 (LN27)	163E	35.00	43.00	90.00	27.00	34.00	-	15°
600-740-25-Ø	F37/740 (LN25)	1536E	37.00	47.00	107.00	25.00	40.00	-	16°

# Wibemo - CuBe collets

CUBE standard or long nose



## Advantages :

- Avoids grip marks on small diameters or delicate parts due to the interior lining of the CUBE collet
- Available on request for all types of collet up to 37 mm max. in standard nose and long nose versions
- This new product is designed for all your counter-spindle operations when clamping the bar on the stock requires the greatest precaution.

**Not suitable for medical parts**

# Wibemo - Phenol collets

Phenol standard or long nose



## Advantages :

- This collet with a Phenol bore (synthetic fiber) is especially adapted for holding very delicate parts
- Not adapted for very short parts
- Min. bore 1.5 mm
- Possibility of changing the Phenol lining after wear
- Ideal alternative to plastic and POM collets
- Avoids grip marks on small diameters or delicate parts due to the interior lining of the Phenol collet
- Available on request for all types of collet up to 37 mm max. in standard nose and long nose versions
- This new product is designed for all your counter-spindle operations when clamping the bar on the stock requires the greatest precaution.

# Custom made collets

Technical Data for special collets with short nose

## Sketch for special collets with short nose

(please fill in/complete)

Company : \_\_\_\_\_  
 \_\_\_\_\_

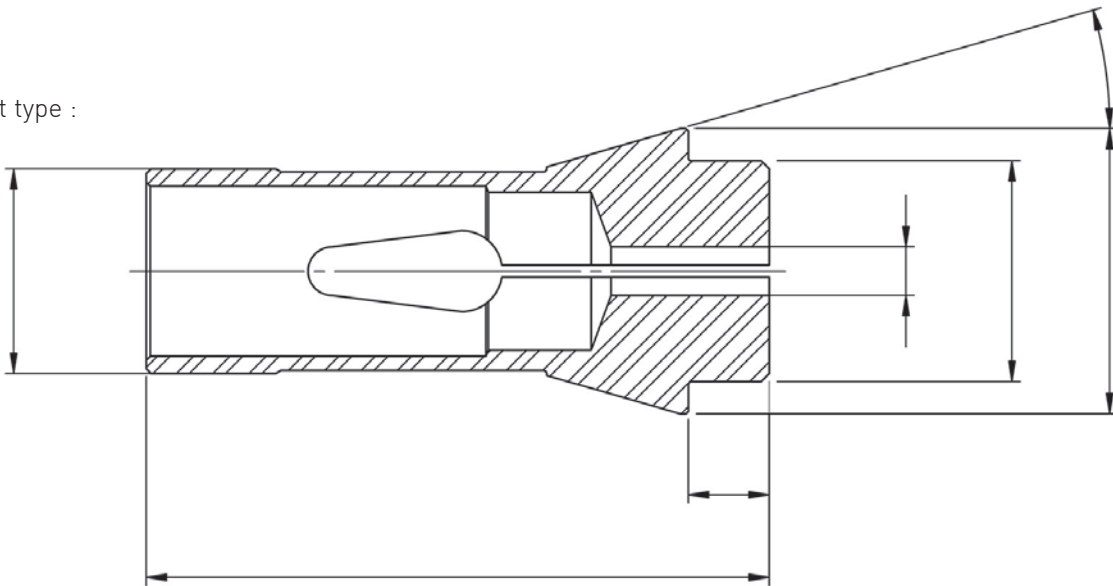
Sketch for :

Enquiry

Purchase order

Qty :

Collet type :



Steel

Carbide bore

with key way on shank

with key way on conus

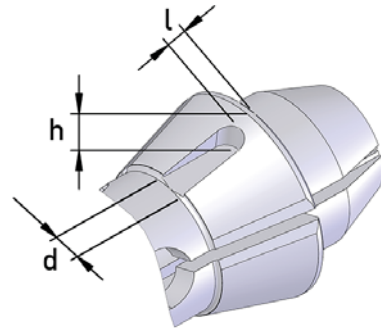
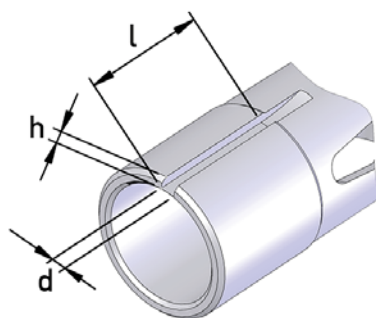
CuBe

Phenol

Croco

-3 mm in the back

with extractor



Notes : \_\_\_\_\_  
 \_\_\_\_\_  
 \_\_\_\_\_

# Custom made collets

## Technical Data for special collets with long nose

### Sketch for special collet with long nose

(please fill in/complete)

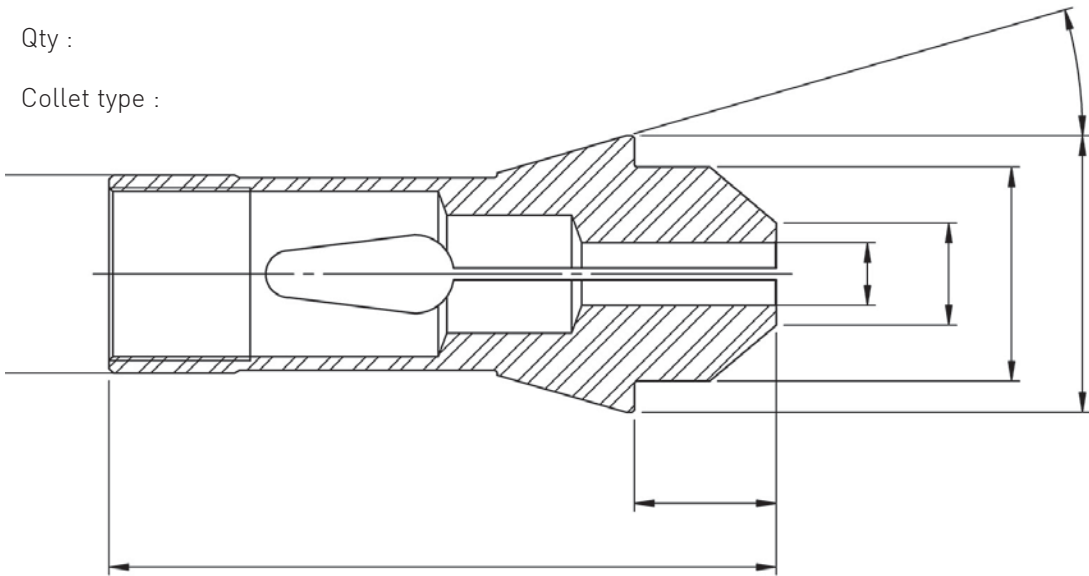
Company : \_\_\_\_\_  
 \_\_\_\_\_

Sketch for :

- Enquiry       Purchase order

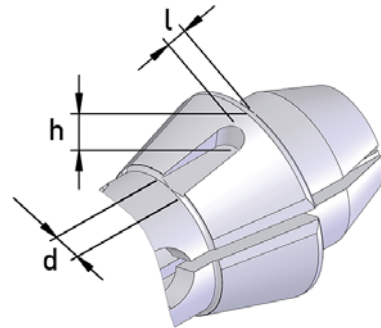
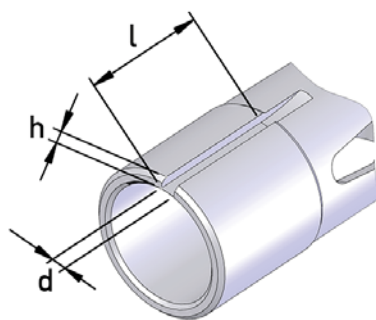
Qty :

Collet type :



- Steel       Carbide bore       with key way on shank       with key way on conus

- CuBe  
 Phenol  
 Croco  
 -3 mm in the back  
 with extractor

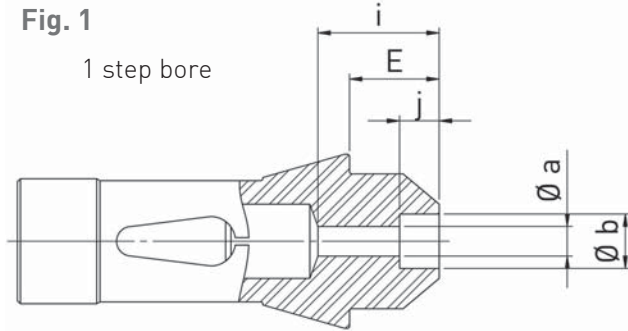


Notes : \_\_\_\_\_  
 \_\_\_\_\_  
 \_\_\_\_\_

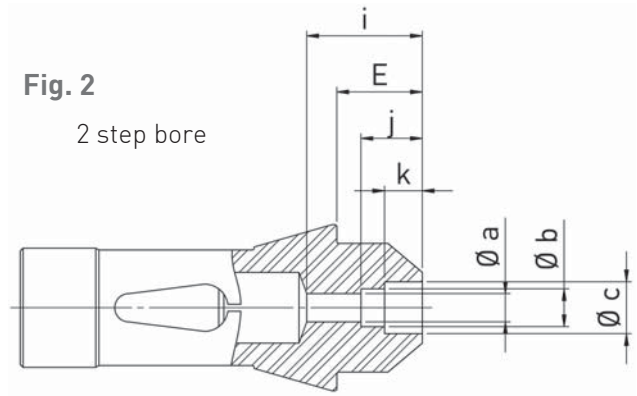
# Custom made collets

## Special executions

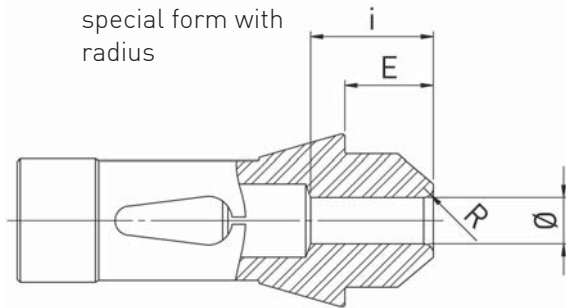
**Fig. 1**  
1 step bore



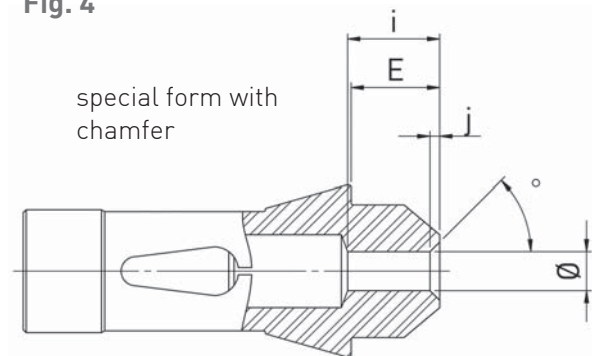
**Fig. 2**  
2 step bore



**Fig. 3**  
special form with radius



**Fig. 4**  
special form with chamfer



Short nose

with key way on shank

with key way on conus

Long nose

Steel

Carbide bore

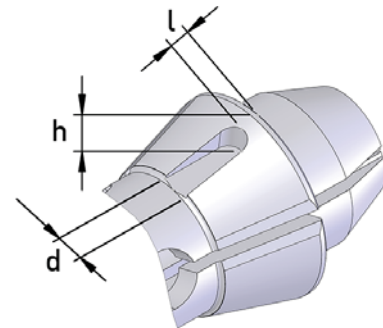
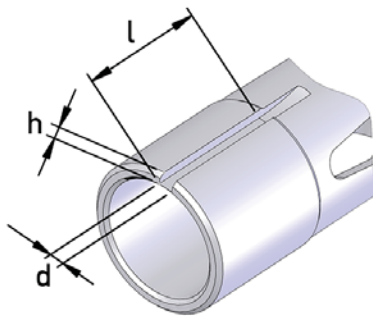


Fig. n°

Ø = \_\_\_\_\_

k = \_\_\_\_\_

Ø a = \_\_\_\_\_

° = \_\_\_\_\_

Collet type :

Ø b = \_\_\_\_\_

R = \_\_\_\_\_

Qty :

Ø c = \_\_\_\_\_

l = \_\_\_\_\_

E = \_\_\_\_\_

h = \_\_\_\_\_

i = \_\_\_\_\_

d = \_\_\_\_\_

j = \_\_\_\_\_

# Custom made collets

## Special executions

Fig. 5

special collet with short gripping

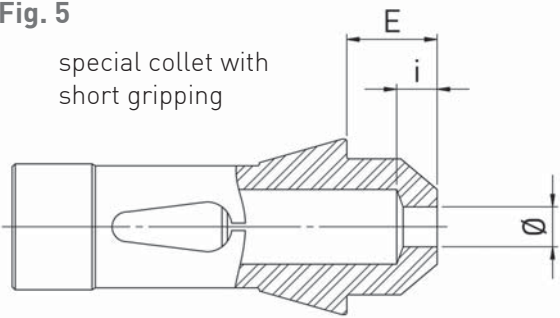


Fig. 6

special collet with front conical bore

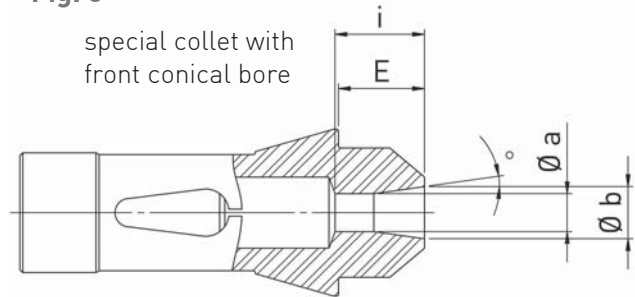


Fig. 7

special collet with back conical bore

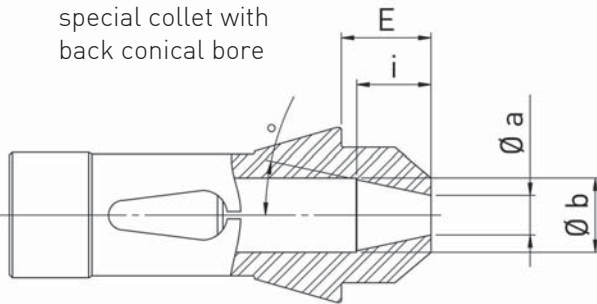
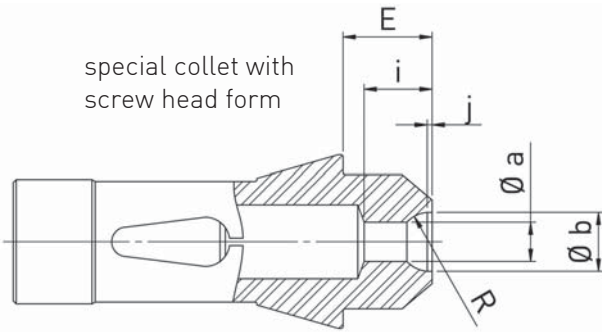


Fig. 8

special collet with screw head form



Short nose

with key way on shank

with key way on conus

Long nose

Steel

Carbide bore

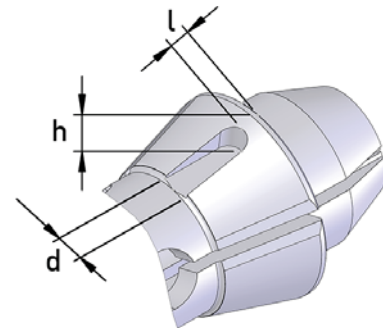
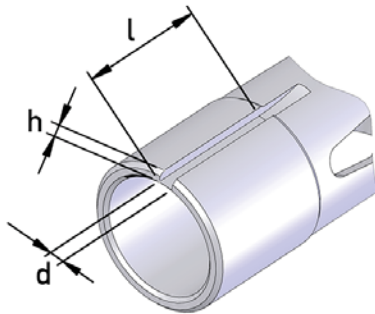


Fig. n°

Ø = \_\_\_\_\_

k = \_\_\_\_\_

Ø a = \_\_\_\_\_

° = \_\_\_\_\_

Collet type :

Ø b = \_\_\_\_\_

R = \_\_\_\_\_

Ø c = \_\_\_\_\_

l = \_\_\_\_\_

Qty :

E = \_\_\_\_\_

h = \_\_\_\_\_

i = \_\_\_\_\_

d = \_\_\_\_\_

j = \_\_\_\_\_

# Custom made collets

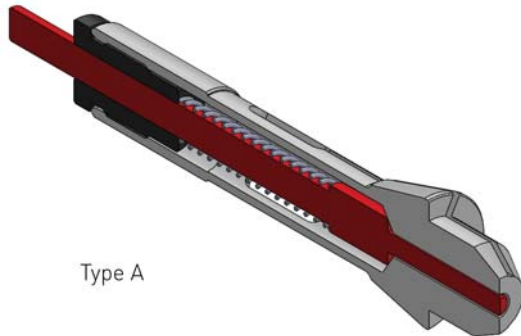
## Extractor blanks



- Blank extractors for finishing by your self
- On request, we can supply collets with the extractor adjusted to the diameter. Possibility of steel or carbide-tipped extractors. Delivered complete with spring and blocking nut.

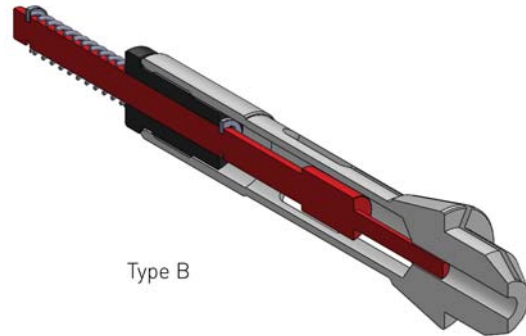
## Finished extractors for collets

All our collets are available with type A or B extractors according to your requirements.



Type A

Type A spring loaded extractors can be mounted on all types of collets. The operating principle is the opposite of type B, the extractor is held toward the front of the collet and the part pushes the extractor towards the back. On opening the collet, the part is ejected by the spring and the extractor returns to the forward position.



Type B

Type B extractors can be mounted on all types of collets. The operating principle is as follows : The spring holds the extractor to the back and returns to its position after extracting the part. The extraction of the part is caused by the thrust of the extractor.





# Custom made collets

## Nuts for extractors



Item No	Type	Thread	Ø for extractor
100851	F8	M6x0.5	3.00 mm
100830	F10	M8x0.5	5.00 mm
100361	F13	M11x0.75	5.00 mm
100849	F15	M12x0.75	5.00 mm
100850	F16	M14x0.75	5.00 mm
100262	F20/87	M18x1.00	7.00 mm
100848	F20/201	M18x1.00	7.00 mm
100844	F22	M20x1.00	7.00 mm
100840	F25	M22x1.00	7.00 mm

## Springs for extractors



- on request

# Wibemo - Wifex collets

WIFEX collet's body

A product of



**PATENT PENDING**

## Advantages :

Wifex collet is an exclusive product of Wibemo especially developed to solve the gripping problems of parts by inner diameter.

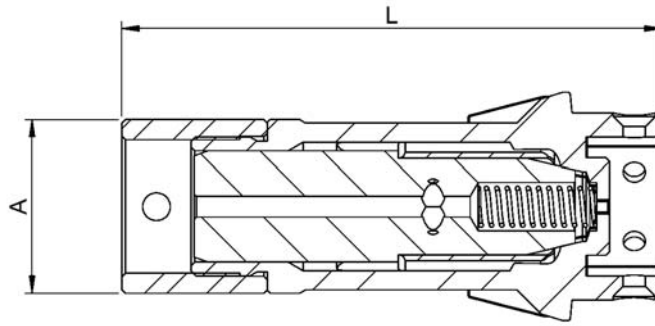
This expandable collet is used as a traditional F-type collet and does not request any special sleeve or other modification.

The inner mechanism secure the opening of the collet nose in order to allow light back machining operations, facing, small holes or simply easy pick-off.



# Wibemo - Wifex collets

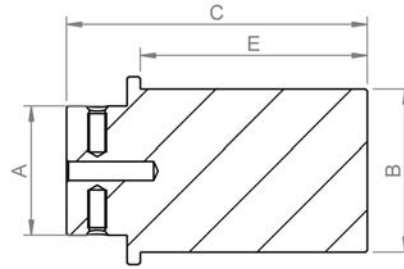
## WIFEX collet's body - Technical Data



Item No	Type	EC Norm	A	L
<b>WIFEX collet's body</b>				
750-357	F13/357	116E	13.00	65.90
750-87	F20/87	138E	20.00	70.05
750-201	F20/201	136E	20.00	58.05
750-71	F22/71	140E	22.00	62.00
750-64	F25/64	145E	25.00	78.00
750-94	F35/94	163E	35.00	92.90
750-740	F37/740	1536E	37.00	102.00
750-72	F38/72	164E	38.00	119.50
750-99	F42/99	171E	42.00	110.00
750-81	F48/81	173E	48.00	110.00

# Wibemo - Wifex collets

## WIFEX collet jaws



### Applications :

- For any use on Wifex collets
- Various versions according to your needs
- Soft steel blank jaws for customer's finishing
- Finished version according to the part.

Hardened finished nose custom made on demand



Item No	Type	A	B	C	E
800-357	Soft nose blank F13/357	8.50	10.00	21.80	15.00
800-87	Soft nose blank F20/87	14.00	15.00	29.50	20.00
800-201	Soft nose blank F20/201	14.00	13.00	23.50	14.00
800-71	Soft nose blank F22/71	16.00	17.00	35.90	25.00
800-64	Soft nose blank F25/64	20.00	20.00	43.80	30.00
800-94	Soft nose blank F35/94	29.00	33.00	60.80	40.00
800-740	Soft nose blank F37/740	30.00	35.00	61.80	40.00
800-72	Soft nose blank F38/72	29.00	33.00	61.80	40.00
800-99	Soft nose blank F42/99	30.00	37.00	69.50	50.00
800-81	Soft nose blank F48/81	34.00	43.00	79.50	60.00



# Tornos transport lever collets

Technical Data for various executions

Please complete this form by each enquiry or P.O. :

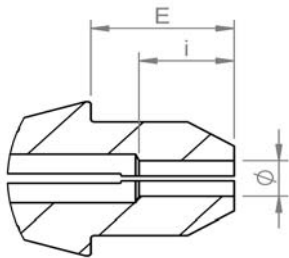
Collet type (see table on next pages) : \_\_\_\_\_

Execution : Steel  Carbide bore

Extractor : Yes  No

Support of part against spring loaded extractor : Yes  No

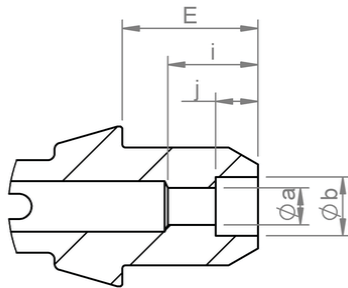
Part gripping length into the collet : \_\_\_\_\_



E= \_\_\_\_\_

i= \_\_\_\_\_

Ø= \_\_\_\_\_



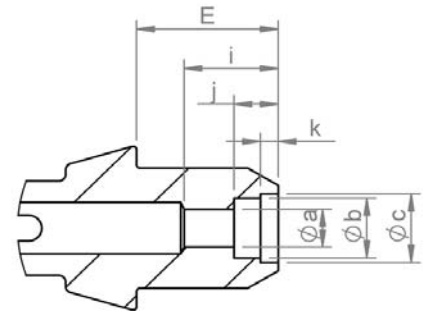
E= \_\_\_\_\_

i= \_\_\_\_\_

j= \_\_\_\_\_

Øa= \_\_\_\_\_

Øb= \_\_\_\_\_



E= \_\_\_\_\_

i= \_\_\_\_\_

j= \_\_\_\_\_

k= \_\_\_\_\_

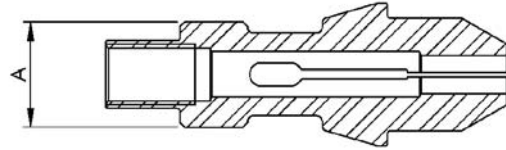
Øa= \_\_\_\_\_

Øb= \_\_\_\_\_

Øc= \_\_\_\_\_

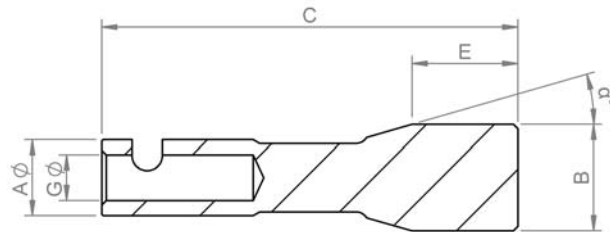
# Tornos transport lever collets

## Transport lever collets



Item No	Type	A
Trans-T5	Tornos (12-EA)	5.00
Trans-T7	Tornos (12-UB / 12-JB / 34-DA)	7.00
Trans-T8	Tornos (34-DA)	8.00
Trans-T10	Tornos (34-DA)	10.00
Trans-T12	Tornos (34-DA)	12.00
Trans-T18	Tornos (14-DA)	18.00

## Special execution for M4-T4



### other types on demand

- Special execution with key way

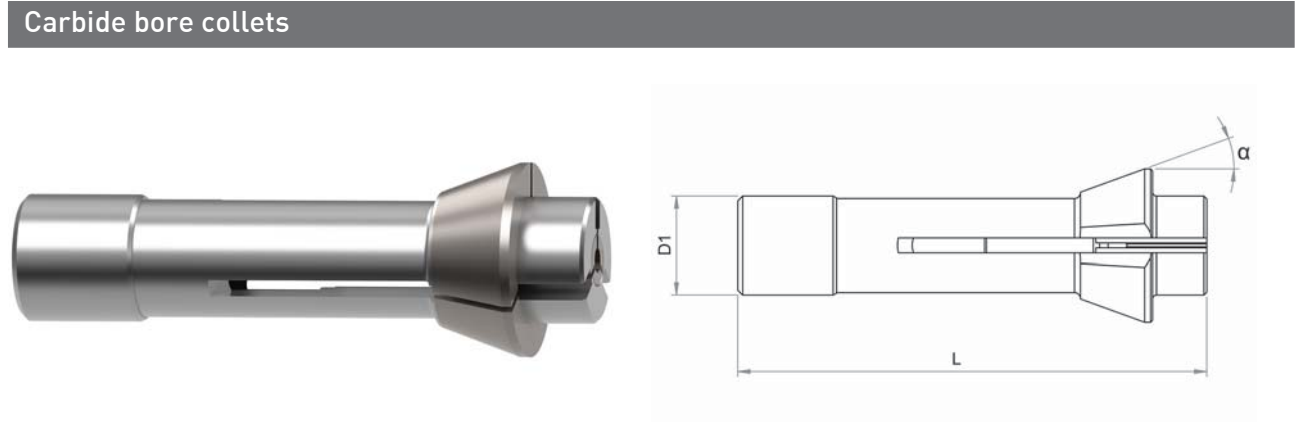


Item No	Type
Trans T05	M4-T4 (14-OA)





# Carbide collets

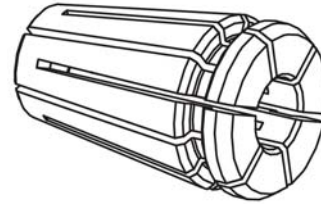


Item No	type	D1	L	$\alpha$	$\varnothing$ max	hex. max	square max
<b>Carbide <math>\varnothing</math> collet</b>							
811	F7/206	7.00	26.00	15°	3.00	2.70	2.20
551	F8/577	8.00	42.00	16°	5.00	4.50	3.00
552	F10/86	10.00	47.50	20°	7.00	6.00	5.00
301	F10/1178	10.00	46.00	20°	7.00	6.00	5.00
561	F13/357	13.00	64.00	16°	8.00	7.00	5.50
302	F14/98	14.00	46.00	13°	10.00	8.50	7.00
553	F15/580	15.00	64.00	16°	11.00	9.50	7.50
802	F15/358	15.00	47.00	20°	10.00	8.50	7.00
562	F16/1076	16.00	64.00	16°	11.00	9.50	7.50
136E	F20/201	20.00	54.00	15°	14.00	11.50	9.50
555	F20/87	20.00	67.00	16°	14.00	11.50	9.50
804	F20/102	20.00	60.00	15°	14.00	11.50	9.50
140E	F22/71	22.00	55.00	15°	15.00	13.00	10.50
813	F22/727	22.00	67.00	16°	15.00	13.00	10.50
556	F25/64	25.00	77.00	16°	18.00	15.50	13.00
805	F25/91	25.00	65.00	15°	17.00	15.00	12.00
305	F26/90	26.00	67.00	13°	18.00	15.50	13.00
148E	F28/93	28.00	70.00	15°	19.00	16.50	14.50
557	F30/63	30.00	80.00	16°	22.00	19.00	15.50
806	F30/101	30.00	65.00	15°	21.00	18.00	15.00
158E	F32/221	32.00	75.00	15°	22.00	19.00	15.50
807	F32/1023	32.00	65.00	15°	23.00	19.50	15.00
558	F34/1077	34.00	80.00	16°	24.00	21.00	17.00
162E	F35/67	35.00	70.00	15°	25.00	22.00	18.00
163E	F35/94	35.00	80.00	15°	25.00	22.00	18.00
563	F37/740	37.00	92.00	16°	30.00	26.00	22.00
173E	F48/81	48.00	94.00	15°	40.00	34.00	28.00
<b>CMD collet = <math>\varnothing</math> and cone carbide lined</b>							
811CMD	F7/206	7.00	26.00	15°	3.00	2.70	2.20
551CMD	F8/577	8.00	42.00	16°	5.00	4.50	3.00
552CMD	F10/86	10.00	47.50	20°	7.00	6.00	5.00
301CMD	F10/1178	10.00	46.00	20°	7.00	6.00	5.00
561CMD	F13/357	13.00	64.00	16°	8.00	7.00	5.50
302CMD	F14/98	14.00	46.00	13°	10.00	8.50	7.00
553CMD	F15/580	15.00	64.00	16°	11.00	9.50	7.50
562CMD	F16/1076	16.00	64.00	16°	11.00	9.50	7.50



# Rego-Fix collets

## ER 8 collets

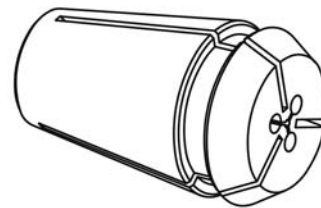


Available in standard or UP version (XP)



Item No	Bore	Content	Item No UP
ER8-100	1.00 - 0.50		ER8-100UP
ER8-150	1.50 - 1.00		ER8-150UP
ER8-200	2.00 - 1.50		ER8-200UP
ER8-250	2.50 - 2.00		ER8-250UP
ER8-300	3.00 - 2.50		ER8-300UP
ER8-350	3.50 - 3.00		ER8-350UP
ER8-400	4.00 - 3.50		ER8-400UP
ER8-450	4.50 - 4.00		ER8-450UP
ER8-500	5.00 - 4.50		ER8-500UP
ER8-SET	0.50 - 5.00	9 collets + 1 tray ZWT/8	

## ER 8-MB Microbore collets



Microbore collets have a runout of 0.0002" (6µM). They have been developed by REGO-FIX® especially for small tool shank diameters.

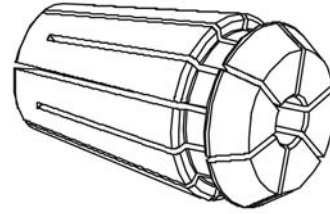
**Note : to be used with tool shank of same nominal Ø h7 only.**



Item No	Bore
ER8-MB-020	0.20
ER8-MB-030	0.30
ER8-MB-040	0.40
ER8-MB-050	0.50
ER8-MB-060	0.60
ER8-MB-070	0.70
ER8-MB-080	0.80
ER8-MB-090	0.90

# Rego-Fix collets

## ER 11 collets

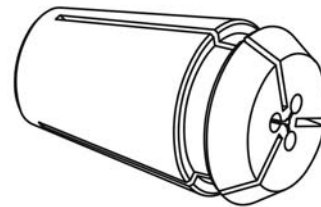


Available in standard or UP version  
(XP)



Item No	Bore	Content	Item No UP
ER11-100	1.00 - 0.50		ER11-100UP
ER11-150	1.50 - 1.00		ER11-150UP
ER11-200	2.00 - 1.50		ER11-200UP
ER11-250	2.50 - 2.00		ER11-250UP
ER11-300	3.00 - 2.50		ER11-300UP
ER11-350	3.50 - 3.00		ER11-350UP
ER11-400	4.00 - 3.50		ER11-400UP
ER11-450	4.50 - 4.00		ER11-450UP
ER11-500	5.00 - 4.50		ER11-500UP
ER11-550	5.50 - 5.00		ER11-550UP
ER11-600	6.00 - 5.50		ER11-600UP
ER11-650	6.50 - 6.00		ER11-650UP
ER11-700	7.00 - 6.50		ER11-700UP
ER11-SET	0.50 - 7.00	13 collets + 1 tray ZWT/11	

## ER 11-MB Microbore collets



Microbore collets have a runout of 0.0002" (6µM). They have been developed by REGO-FIX® especially for small tool shank diameters.

**Note : to be used with tool shank of same nominal Ø h7 only.**

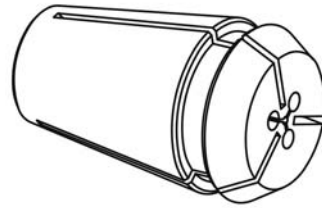


Item No	Bore
ER11-MB-020	0.20
ER11-MB-030	0.30
ER11-MB-040	0.40
ER11-MB-050	0.50
ER11-MB-060	0.60
ER11-MB-070	0.70
ER11-MB-080	0.80

# Rego-Fix collets

ER 11-MB Microbore collets

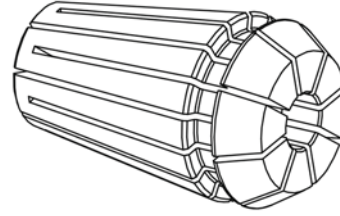
continuation ...



Item No	Bore
ER11-MB-090	0.90

# Rego-Fix collets

## ER 16 collets



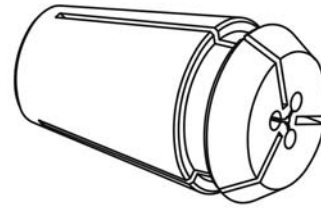
Available in standard or UP version  
(XP)



Item No	Bore	Content	Item No UP
ER16-100	1.00 - 0.50		ER16-100UP
ER16-150	1.50 - 1.00		ER16-150UP
ER16-200	2.00 - 1.00		ER16-200UP
ER16-250	2.50 - 1.50		ER16-250UP
ER16-300	3.00 - 2.00		ER16-300UP
ER16-350	3.50 - 2.50		ER16-350UP
ER16-400	4.00 - 3.00		ER16-400UP
ER16-450	4.50 - 3.50		ER16-450UP
ER16-500	5.00 - 4.00		ER16-500UP
ER16-550	5.50 - 4.50		ER16-550UP
ER16-600	6.00 - 5.00		ER16-600UP
ER16-650	6.50 - 5.50		ER16-650UP
ER16-700	7.00 - 6.00		ER16-700UP
ER16-750	7.50 - 6.50		ER16-750UP
ER16-800	8.00 - 7.00		ER16-800UP
ER16-850	8.50 - 7.50		ER16-850UP
ER16-900	9.00 - 8.00		ER16-900UP
ER16-950	9.50 - 8.50		ER16-950UP
ER16-1000	10.00 - 9.00		ER16-1000UP
ER16-SET	0.50 - 10.00	10 collets + 1 tray ZWT/16	

# Rego-Fix collets

## ER 16-MB Microbore collets



Microbore collets have a runout of 0.0002" (6µM). They have been developed by REGO-FIX® especially for small tool shank diameters.

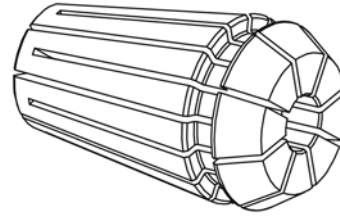
**Note : to be used with tool shank of same nominal Ø h7 only.**



Item No	Bore
ER16-MB-020	0.20
ER16-MB-030	0.30
ER16-MB-040	0.40
ER16-MB-050	0.50
ER16-MB-060	0.60
ER16-MB-070	0.70
ER16-MB-080	0.80
ER16-MB-090	0.90

# Rego-Fix collets

## ER 20 collets



Available in standard or UP version  
(XP)

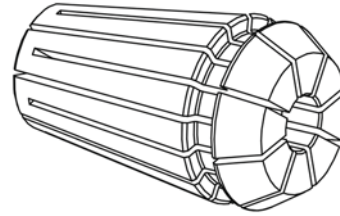


Item No	Bore	Content	Item No UP
ER20-100	1.00 - 0.50		ER20-100UP
ER20-150	1.50 - 1.00		ER20-150UP
ER20-200	2.00 - 1.00		ER20-200UP
ER20-250	2.50 - 1.50		ER20-250UP
ER20-300	3.00 - 2.00		ER20-300UP
ER20-350	3.50 - 2.50		ER20-350UP
ER20-400	4.00 - 3.00		ER20-400UP
ER20-450	4.50 - 3.50		ER20-450UP
ER20-500	5.00 - 4.00		ER20-500UP
ER20-550	5.50 - 4.50		ER20-550UP
ER20-600	6.00 - 5.00		ER20-600UP
ER20-650	6.50 - 5.50		ER20-650UP
ER20-700	7.00 - 6.00		ER20-700UP
ER20-750	7.50 - 6.50		ER20-750UP
ER20-800	8.00 - 7.00		ER20-800UP
ER20-850	8.50 - 7.50		ER20-850UP
ER20-900	9.00 - 8.00		ER20-900UP
ER20-950	9.50 - 8.50		ER20-950UP
ER20-1000	10.00 - 9.00		ER20-1000UP
ER20-1050	10.50 - 9.50		ER20-1050UP
ER20-1100	11.00 - 10.00		ER20-1100UP
ER20-1150	11.50 - 10.50		ER20-1150UP
ER20-1200	12.00 - 11.00		ER20-1200UP
ER20-1250	12.50 - 11.50		ER20-1250UP
ER20-1300	13.00 - 12.00		ER20-1300UP
ER20-SET	1.00 - 13.00	12 collets + 1 tray ZWT/20	



# Rego-Fix collets

## ER 25 collets



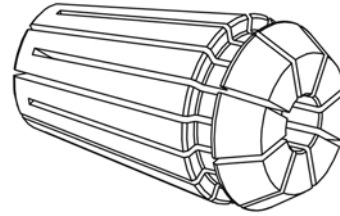
Available in standard or UP version  
(XP)



Item No	Bore	Content	Item No UP
ER25-100	1.00 - 0.50		ER25-100UP
ER25-150	1.50 - 1.00		ER25-150UP
ER25-200	2.00 - 1.00		ER25-200UP
ER25-250	2.50 - 1.50		ER25-250UP
ER25-300	3.00 - 2.00		ER25-300UP
ER25-350	3.50 - 2.50		ER25-350UP
ER25-400	4.00 - 3.00		ER25-400UP
ER25-450	4.50 - 3.50		ER25-450UP
ER25-500	5.00 - 4.00		ER25-500UP
ER25-550	5.50 - 4.50		ER25-550UP
ER25-600	6.00 - 5.00		ER25-600UP
ER25-650	6.50 - 5.50		ER25-650UP
ER25-700	7.00 - 6.00		ER25-700UP
ER25-750	7.50 - 6.50		ER25-750UP
ER25-800	8.00 - 7.00		ER25-800UP
ER25-850	8.50 - 7.50		ER25-850UP
ER25-900	9.00 - 8.00		ER25-900UP
ER25-950	9.50 - 8.50		ER25-950UP
ER25-1000	10.00 - 9.00		ER25-1000UP
ER25-1050	10.50 - 9.50		ER25-1050UP
ER25-1100	11.00 - 10.00		ER25-1100UP
ER25-1150	11.50 - 10.50		ER25-1150UP
ER25-1200	12.00 - 11.00		ER25-1200UP
ER25-1250	12.50 - 11.50		ER25-1250UP
ER25-1300	13.00 - 12.00		ER25-1300UP
ER25-1350	13.50 - 12.50		ER25-1350UP
ER25-1400	14.00 - 13.00		ER25-1400UP
ER25-1450	14.50 - 13.50		ER25-1450UP
ER25-1500	15.00 - 14.00		ER25-1500UP
ER25-1550	15.50 - 14.50		ER25-1550UP
ER25-1600	16.00 - 15.00		ER25-1600UP
ER25-1700	17.00 - 16.00		ER25-1700UP
ER25-SET	1.00 - 16.00	15 collets + 1 tray ZWT/25	

# Rego-Fix collets

## ER 32 collets



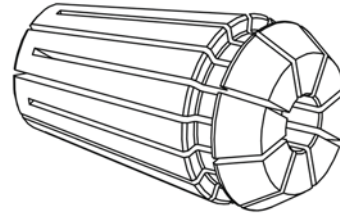
Available in standard or UP version  
(XP)



Item No	Bore	Content	Item No UP
ER32-200	2.00 - 1.00		ER32-200UP
ER32-250	2.50 - 1.50		ER32-250UP
ER32-300	3.00 - 2.00		ER32-300UP
ER32-350	3.50 - 2.50		ER32-350UP
ER32-400	4.00 - 3.00		ER32-400UP
ER32-450	4.50 - 3.50		ER32-450UP
ER32-500	5.00 - 4.00		ER32-500UP
ER32-550	5.50 - 4.50		ER32-550UP
ER32-600	6.00 - 5.00		ER32-600UP
ER32-650	6.50 - 5.50		ER32-650UP
ER32-700	7.00 - 6.00		ER32-700UP
ER32-750	7.50 - 6.50		ER32-750UP
ER32-800	8.00 - 7.00		ER32-800UP
ER32-850	8.50 - 7.50		ER32-850UP
ER32-900	9.00 - 8.00		ER32-900UP
ER32-950	9.50 - 8.50		ER32-950UP
ER32-1000	10.00 - 9.00		ER32-1000UP
ER32-1050	10.50 - 9.50		ER32-1050UP
ER32-1100	11.00 - 10.00		ER32-1100UP
ER32-1150	11.50 - 10.50		ER32-1150UP
ER32-1200	12.00 - 11.00		ER32-1200UP
ER32-1250	12.50 - 11.50		ER32-1250UP
ER32-1300	13.00 - 12.00		ER32-1300UP
ER32-1350	13.50 - 12.50		ER32-1350UP
ER32-1400	14.00 - 13.00		ER32-1400UP
ER32-1450	14.50 - 13.50		ER32-1450UP
ER32-1500	15.00 - 14.00		ER32-1500UP
ER32-1550	15.50 - 14.50		ER32-1550UP
ER32-1600	16.00 - 15.00		ER32-1600UP
ER32-1650	16.50 - 15.50		ER32-1650UP
ER32-1700	17.00 - 16.00		ER32-1700UP
ER32-1750	17.50 - 16.50		ER32-1750UP
ER32-1800	18.00 - 17.00		ER32-1800UP
ER32-1850	18.50 - 17.50		ER32-1850UP
ER32-1900	19.00 - 18.00		ER32-1900UP
ER32-1950	19.50 - 18.50		ER32-1950UP
ER32-2000	20.00 - 19.00		ER32-2000UP
ER32-2100	21.00 - 20.00		ER32-2100UP
ER32-2200	22.00 - 21.00		ER32-2200UP
ER32-SET	2.00 - 20.00	18 collets + 1 tray ZWT/32	

# Rego-Fix collets

## ER 40 collets



Available in standard or UP version  
(XP)



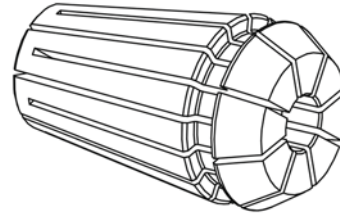
Item No	Bore	Item No UP
ER40-300	3.00 - 2.00	ER40-300UP
ER40-350	3.50 - 2.50	ER40-350UP
ER40-400	4.00 - 3.00	ER40-400UP
ER40-450	4.50 - 3.50	ER40-450UP
ER40-500	5.00 - 4.00	ER40-500UP
ER40-550	5.50 - 4.50	ER40-550UP
ER40-600	6.00 - 5.00	ER40-600UP
ER40-650	6.50 - 5.50	ER40-650UP
ER40-700	7.00 - 6.00	ER40-700UP
ER40-750	7.50 - 6.50	ER40-750UP
ER40-800	8.00 - 7.00	ER40-800UP
ER40-850	8.50 - 7.50	ER40-850UP
ER40-900	9.00 - 8.00	ER40-900UP
ER40-950	9.50 - 8.50	ER40-950UP
ER40-1000	10.00 - 9.00	ER40-1000UP
ER40-1050	10.50 - 9.50	ER40-1050UP
ER40-1100	11.00 - 10.00	ER40-1100UP
ER40-1150	11.50 - 10.50	ER40-1150UP
ER40-1200	12.00 - 11.00	ER40-1200UP
ER40-1250	12.50 - 11.50	ER40-1250UP
ER40-1300	13.00 - 12.00	ER40-1300UP
ER40-1350	13.50 - 12.50	ER40-1350UP
ER40-1400	14.00 - 13.00	ER40-1400UP
ER40-1450	14.50 - 13.50	ER40-1450UP
ER40-1500	15.00 - 14.00	ER40-1500UP
ER40-1550	15.50 - 14.50	ER40-1550UP
ER40-1600	16.00 - 15.00	ER40-1600UP
ER40-1650	16.50 - 15.50	ER40-1650UP
ER40-1700	17.00 - 16.00	ER40-1700UP
ER40-1750	17.50 - 16.50	ER40-1750UP
ER40-1800	18.00 - 17.00	ER40-1800UP
ER40-1850	18.50 - 17.50	ER40-1850UP
ER40-1900	19.00 - 18.00	ER40-1900UP
ER40-1950	19.50 - 18.50	ER40-1950UP
ER40-2000	20.00 - 19.00	ER40-2000UP
ER40-2050	20.50 - 19.50	ER40-2050UP
ER40-2100	21.00 - 20.00	ER40-2100UP
ER40-2150	21.50 - 20.50	ER40-2150UP
ER40-2200	22.00 - 21.00	ER40-2200UP
ER40-2250	22.50 - 21.50	ER40-2250UP
ER40-2300	23.00 - 22.00	ER40-2300UP
ER40-2350	23.50 - 22.50	ER40-2350UP
ER40-2400	24.00 - 23.00	ER40-2400UP



# Rego-Fix collets

ER 40 collets

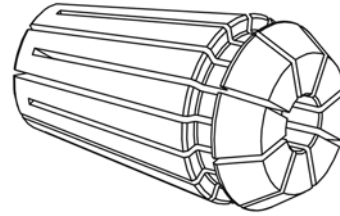
continuation ...



Item No	Bore	Content	Item No UP
ER40-2450	24.50 - 23.50		ER40-2450UP
ER40-2500	25.00 - 24.00		ER40-2500UP
ER40-2550	25.50 - 24.50		ER40-2550UP
ER40-2600	26.00 - 25.00		ER40-2600UP
ER40-2700	27.00 - 26.00		ER40-2700UP
ER40-2800	28.00 - 27.00		ER40-2800UP
ER40-2900	29.00 - 28.00		ER40-2900UP
ER40-3000	30.00 - 29.00		ER40-3000UP
ER40-SET	3.00 - 26.00	23 collets + 1 tray ZWT/40	

# Rego-Fix collets

## ER 50 collets



Available in standard or UP version  
(XP)



Item No	Bore	Content	Item No UP
ER50-600	6.00 - 4.00		ER50-600UP
ER50-800	8.00 - 6.00		ER50-800UP
ER50-1000	10.00 - 8.00		ER50-1000UP
ER50-1200	12.00 - 10.00		ER50-1200UP
ER50-1400	14.00 - 12.00		ER50-1400UP
ER50-1600	16.00 - 14.00		ER50-1600UP
ER50-1800	18.00 - 16.00		ER50-1800UP
ER50-2000	20.00 - 18.00		ER50-2000UP
ER50-2200	22.00 - 20.00		ER50-2200UP
ER50-2400	24.00 - 22.00		ER50-2400UP
ER50-2500	25.00 - 23.00		ER50-2500UP
ER50-2600	26.00 - 24.00		ER50-2600UP
ER50-2800	28.00 - 26.00		ER50-2800UP
ER50-3000	30.00 - 28.00		ER50-3000UP
ER50-3200	32.00 - 30.00		ER50-3200UP
ER50-3400	34.00 - 32.00		ER50-3400UP
ER50-3600	36.00 - 34.00		ER50-3600UP
ER50-SET	10.00 - 34.00	12 collets + 1 tray ZWT/50	

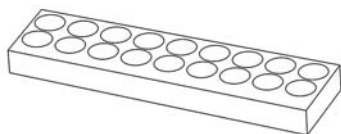
# Rego-Fix collets

## ER Sets



Item No	Bore	Content
ER8-SET	0.50 - 5.00	9 collets + 1 tray ZWT/8
ER8-SETUP	0.50 - 5.00	9 collets + 1 tray ZWT/8
ER11-SET	0.50 - 7.00	13 collets + 1 tray ZWT/11
ER11-SETUP	0.50 - 7.00	13 collets + 1 tray ZWT/11
ER16-SET	0.50 - 10.00	10 collets + 1 tray ZWT/16
ER16-SETUP	0.50 - 10.00	10 collets + 1 tray ZWT/16
ER20-SET	1.00 - 13.00	12 collets + 1 tray ZWT/20
ER20-SETUP	1.00 - 13.00	12 collets + 1 tray ZWT/20
ER25-SET	1.00 - 16.00	15 collets + 1 tray ZWT/25
ER25-SETUP	1.00 - 16.00	15 collets + 1 tray ZWT/25
ER32-SET	2.00 - 20.00	18 collets + 1 tray ZWT/32
ER32-SETUP	2.00 - 20.00	18 collets + 1 tray ZWT/32
ER40-SET	3.00 - 26.00	23 collets + 1 tray ZWT/40
ER40-SETUP	3.00 - 26.00	23 collets + 1 tray ZWT/40
ER50-SET	10.00 - 34.00	12 collets + 1 tray ZWT/50
ER50-SETUP	10.00 - 34.00	12 collets + 1 tray ZWT/50

## Tray for ER sets



### Storage Overview

The REGO-FIX® trays are of finest quality and very solid. The collet bore diameters are marked on the tray.



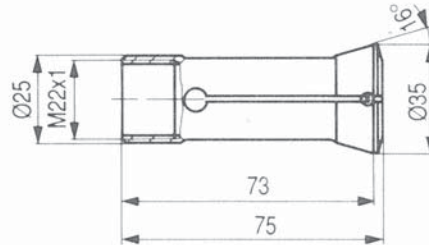
Item No	Type	Collets qty
7121.08000	ZWT/8	9
7121.11000	ZWT/11	13
7121.16000	ZWT/16	10
7121.20000	ZWT/20	12
7121.25000	ZWT/25	15
7121.32000	ZWT/32	18
7121.40000	ZWT/40	23
7121.50000	ZWT/50	12

# Collets for Tornos Multispindle machines

Collets for AS14

## Summary for Tornos AS14

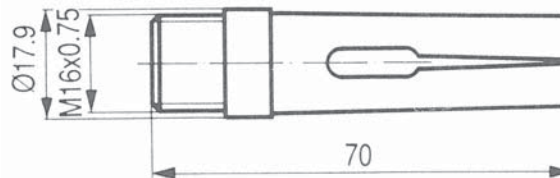
Type P25  
 N° item 78-334  
 Réf. Tornos AS 12115



Spindle  
 collet

Available by set  
 of 6/8 pièces

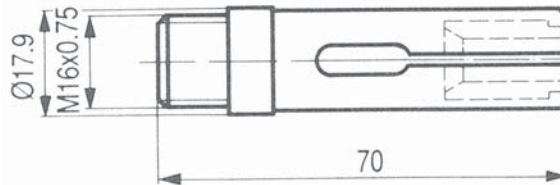
Type A17.9  
 N° item 71-335  
 Réf. Tornos AS 1265



Feed fingers

Available by set  
 of 6/8 pièces

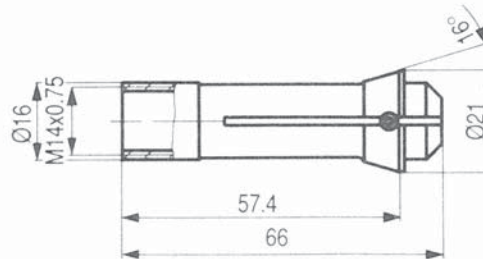
Type A17.9  
 N° item 71-213  
 Réf. Tornos AS 12245-2



Master feed  
 fingers

Available by set  
 of 6/8 pièces

Type F16  
 N° item 76-830  
 Réf. Tornos AS 621025



Pick-off spindle  
 collet

Pads for master feed fingers available in Bronze or Carbide execution

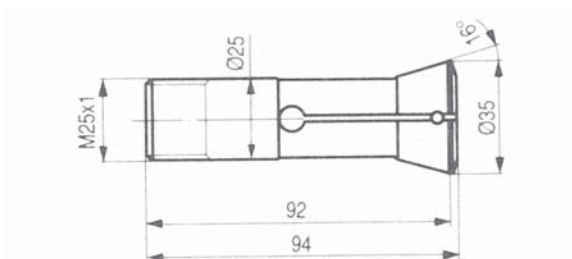


# Collets for Tornos Multispindle machines

Collets for SAS16

## Summary for Tornos SAS16

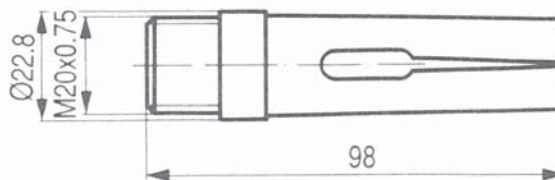
Type W25  
 N° item 80-1923  
 Réf. Tornos AS 12607



Spindle  
collet

Available by set  
of 6/8 pièces

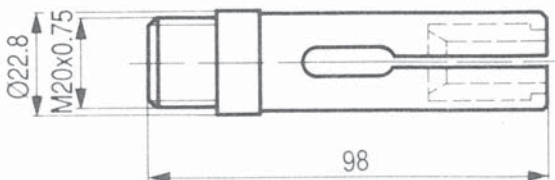
Type A22.8  
 N° item 71-1922  
 Réf. Tornos AS 12611



Feed fingers

Available by set  
of 6/8 pièces

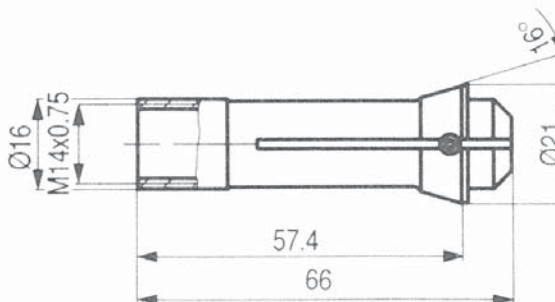
Type A22.8  
 N° item 71-2011  
 Réf. Tornos A 138997



Master feed  
fingers

Available by set  
of 6/8 pièces

Type F16  
 N° item 76-830  
 Réf. Tornos AS 621025



Pick-off spindle  
collet

pads for master feed fingers available in Bronze or Carbide execution



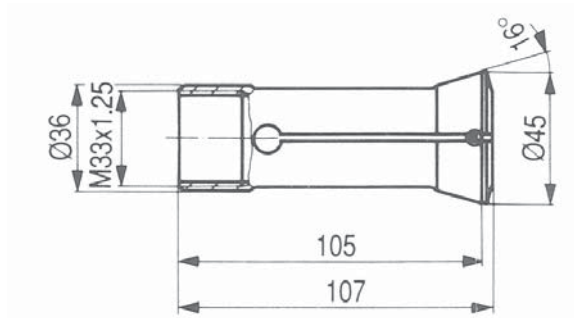


# Collets for Tornos Multispindle machines

Collets for BS20

## Summary for Tornos BS 20

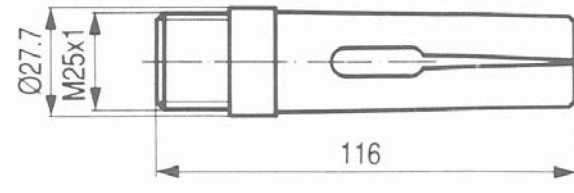
Type P36  
N° item 78-2007  
Réf. Tornos BS 12367



Spindle  
collet

Available by set  
of 6/8 pièces

Type A27.7  
N° item 71-2000  
Réf. Tornos BS 12369



Feed fingers

Available by set  
of 6/8 pièces

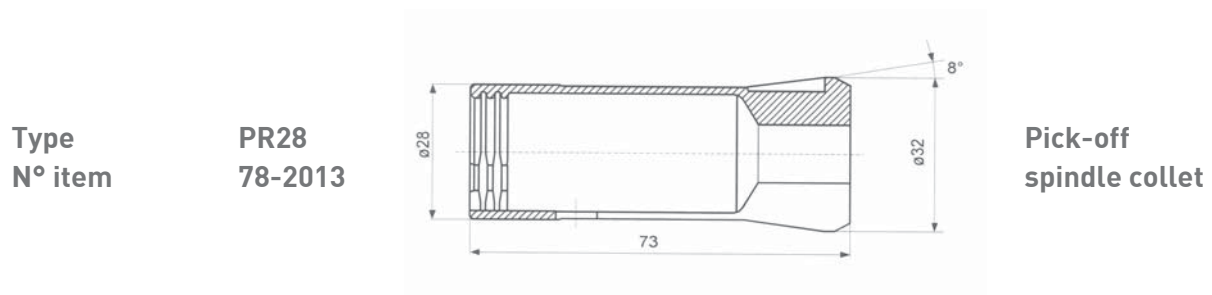
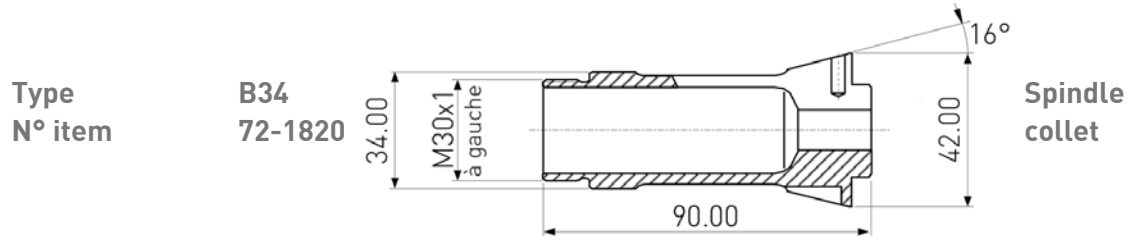
Pads for master feed fingers available in Bronze or Carbide execution



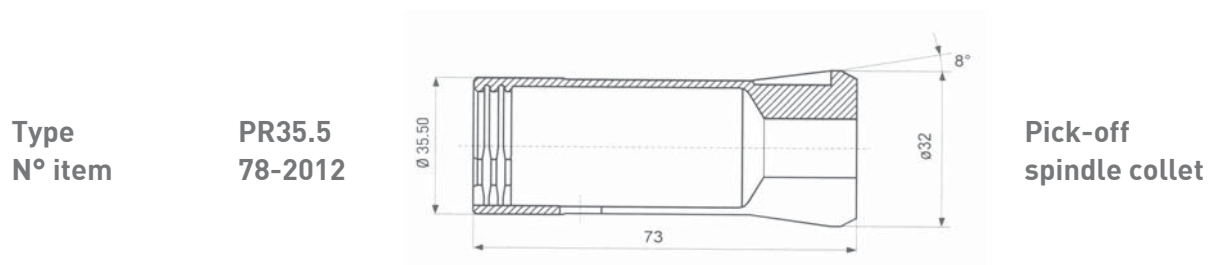
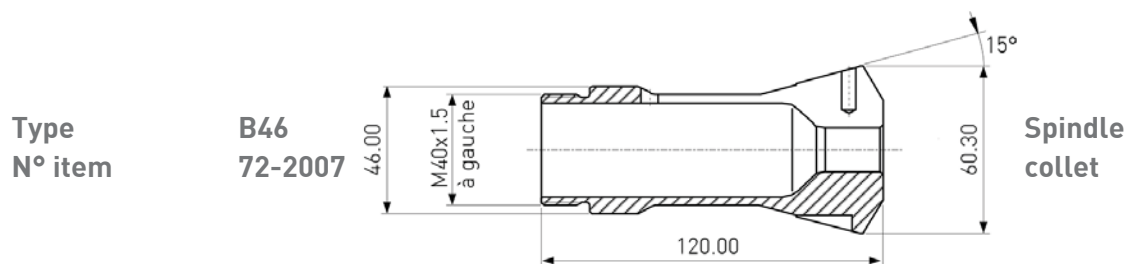
# Collets for Tornos Multispindle machines

Collets for MultiDeco - MultiSigma

## Summary for MultiDeco 20/6 & 20/8






## Summary for MultiDeco 26/6 & 32/6 - MultiSigma / MultiAlpha 28/8



# Collets for Tornos Multispindle machines

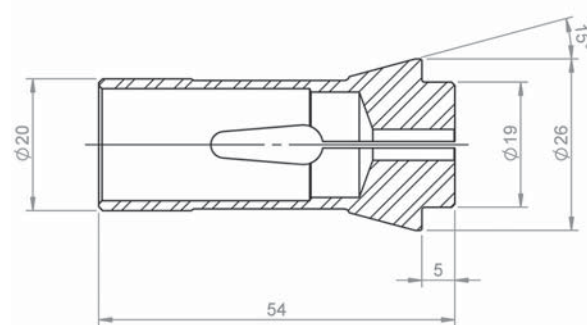
Collets for MultiSwiss

## Summary for MultiSwiss

Type N° item	MultiSwiss multiswiss-Ø		Spindle collet
Type N° item	MultiSwiss multiswiss-Ø		Spindle collet with carbide bore
Type N° item	MultiSwiss multiswiss-Ø		Spindle collets with Z slots

Type  
N° item

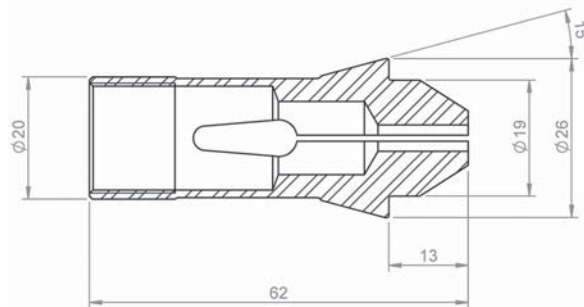
F20/201 short  
76-201 nose



Pick-off  
spindle collet

Type  
N° item

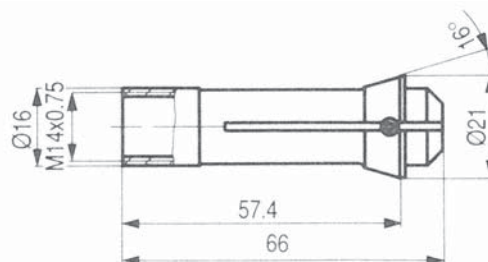
F20/2016 long  
76-2016 nose



Pick-off  
spindle collet

Type  
N° item

F16  
76-830



controlled  
feeding collet

# Schaublin Program

Schaublin program



**SCHAUBLIN**

**Complete Schaublin program is available on demand.**

## **SCHAUBLIN SA**

Outils de serrage

Éléments rotulants

Rue de la Blancherie 9

CH-2800 Delémont

Tél. +41 (0)32 421 13 00

Fax +41 (0)32 421 13 01

office.d@schaublin.ch

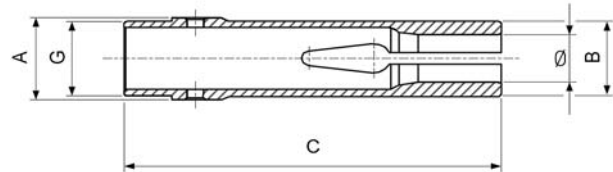
www.schaublin.ch

Copyright © 2014 SCHAUBLIN S.A., All Rights

Reserved

# Schaublin Program

## Feed fingers type A



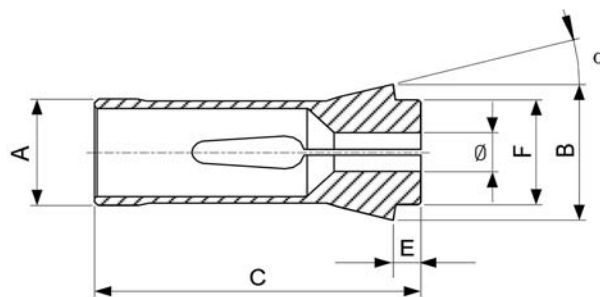

- 13) Master feed finger
- 26) on request
- Standard bores (round, square, hexagonal) according to price list. Other bores on request.

**SCHAUBLIN**

Item No	A	B	C	G	Ø from-to	hex.	square
<b>A17.9</b>							
71-335	17.90	17.50	70.00	M16x0.75	1.50-14.00	2.00-12.00	
13) 71-213	17.90	17.50	70.00	M16x0.75			
<b>A22.8</b>							
71-1922	22.80	20.50	98.00	M20x0.75	2.50-17.00	3.00-14.00	
13) 71-2011	22.80	20.50	98.00	M20x0.75			
<b>A25</b>							
71-2018	25.00	25.00	90.00	M24x1.00	3.00-20.00	3.00-17.00	
<b>A27.7</b>							
71-2000	27.70	25.30	116.00	M25x1.00	2.00-21.00	2.00-18.20	2.00-14.90
<b>A35</b>							
26) 71-2019	35.00	33.00	118.00	M33x1.50	3.00-26.00	3.00-23.00	

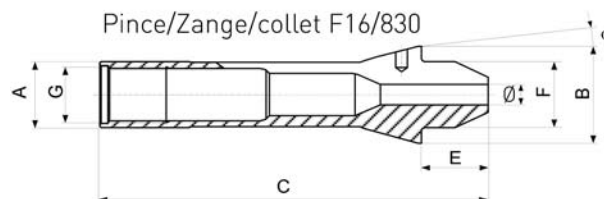
# Schaublin Program

## Dead length collets type F



### Rubber seals for collets on pages 1.75-1.76

- Standard bores (round, square, hexagonal) according to price list. Other bores on request.
- 26) on request

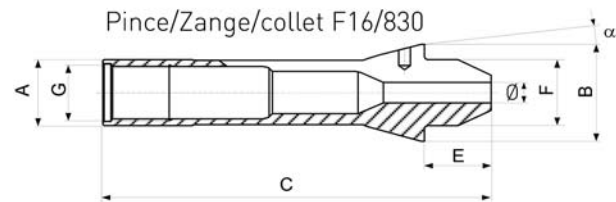
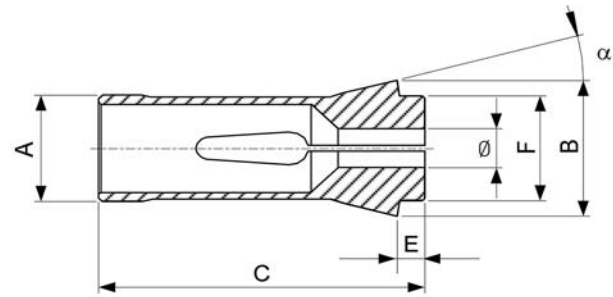


**SCHAUBLIN**

Item No	A	B	C	E	F	G	$\alpha$	$\emptyset$ from-to	hex.	square
<b>F4.5</b>										
76-76	4.50	6.75	17.25	1.80	4.50	-	15°	0.30-4.00		
<b>F6</b>										
76-599	6.00	10.00	30.00	3.00	6.00	-	15°	0.30-4.50		
<b>F7</b>										
76-66	7.00	10.70	26.00	2.90	7.00	-	15°	0.30-5.00		
76-206	7.00	10.50	26.00	3.00	7.00	-	15°	0.30-5.50		
<b>F8</b>										
76-577	8.00	12.00	42.00	4.50	8.00	-	16°	0.30-6.35		
76-1844	8.00	11.00	19.00	2.00	8.00	-	15°	0.30-6.50		
<b>F10</b>										
76-86	10.00	15.50	47.50	5.50	10.00	-	20°	0.30-8.00	1.00-6.50	1.00-5.00
76-1178	10.00	16.00	46.00	4.00	10.00	-	20°	0.30-7.00		
<b>F12</b>										
76-78	12.00	18.10	44.50	4.30	12.00	-	15°	0.30-10.00	1.00-8.50	1.00-7.00
76-578	12.00	18.00	64.00	6.00	12.00	-	16°	0.30-10.00		
<b>F13</b>										
76-357	13.00	19.00	64.00	6.00	13.00	-	16°	0.30-10.00	1.00-8.00	1.00-7.00
<b>F14</b>										
76-98	14.00	18.00	46.00	4.00	14.00	-	13°	0.30-11.20	1.00-9.70	1.00-8.00
<b>F15</b>										
76-358	15.00	22.00	47.00	5.00	15.00	-	20°	0.30-11.11	1.00-9.52	1.00-7.54
76-580	15.00	21.00	64.00	6.00	15.00	-	16°	0.30-12.70	1.00-11.00	1.00-9.00
<b>F16</b>										
76-104	16.00	22.00	55.00	5.00	16.00	-	15°	0.30-13.00	1.00-11.30	1.00-9.20
76-1076	16.00	21.00	64.00	6.00	16.00	-	16°	0.30-13.00	1.00-11.30	1.00-9.20
76-830	16.00	21.00	66.00	8.00	16.00	M14x0.75	16°	0.30-13.00	1.00-11.30	1.00-9.20

# Schaublin Program

Dead length collets type F

continuation...



Item No	A	B	C	E	F	G	$\alpha$	$\emptyset$ from-to	hex.	square
<b>F20</b>										
76-87	20.00	28.00	67.00	7.00	21.00	-	16°	0.50-17.00	1.00-14.00	1.00-11.50
76-201	20.00	26.00	54.00	5.00	19.00	-	15°	0.50-16.50	1.00-14.00	1.00-12.00
<b>F22</b>										
76-71	22.00	30.00	55.00	6.00	21.00	-	15°	0.50-17.00	1.00-14.50	1.00-12.00
<b>F25</b>										
76-64	25.00	35.00	77.00	10.00	27.00	-	16°	0.50-21.00	1.00-18.00	1.00-15.00
<b>F26</b>										
26) 76-90	26.00	32.00	67.00	7.00	27.50	-	13°			
<b>F27</b>										
76-22	27.00	38.00	72.70	8.00	30.00	-	15°	0.50-23.00	1.00-20.00	1.00-16.00
<b>F28</b>										
76-93	28.00	38.00	70.00	7.00	28.00	-	15°	0.50-23.00	1.00-20.00	1.00-16.00
<b>F30</b>										
76-63	30.00	42.00	80.00	10.00	34.00	-	16°	0.50-26.00	1.00-22.22	1.00-18.00
76-101	30.00	38.00	65.00	6.00	32.00	-	15°	0.50-26.00	1.00-22.50	1.00-18.00
<b>F32</b>										
76-221	32.00	45.00	75.00	8.00	34.00	-	15°	1.00-27.00	2.00-23.00	2.00-19.00
<b>F35</b>										
76-94	35.00	48.00	80.00	8.00	38.00	-	15°	1.00-30.00	2.00-26.00	2.00-21.00
<b>F37</b>										
76-740	37.00	47.00	92.00	10.00	40.00	-	16°	1.00-32.00	2.00-27.70	2.00-22.60
<b>F38</b>										
76-72	38.08	49.00	107.50	9.00	38.00	-	15°	1.00-32.00	2.00-27.00	2.00-22.00
<b>F42</b>										
76-99	42.00	55.00	94.00	9.00	42.00	-	15°	1.00-36.00	2.00-31.00	2.00-25.00
<b>F48</b>										
76-81	48.00	60.00	94.00	9.00	50.00	-	15°	1.00-42.00	2.00-36.00	2.00-30.00
<b>F66</b>										
76-359	66.00	84.00	110.00	9.00	73.00	-	15°	3.97-60.00	3.97-52.00	3.97-42.00

# Schaublin Program

## Extended nose collets Type F

Les dessins correspondants aux pinces se trouvent sur la page suivantes

**SCHAUBLIN**

Entsprechende Zeichnungen auf weitere Seite

You find the corresponding collet's drawings on the next page

### Rubber seals for collets on pages

#### 1.75-1.76

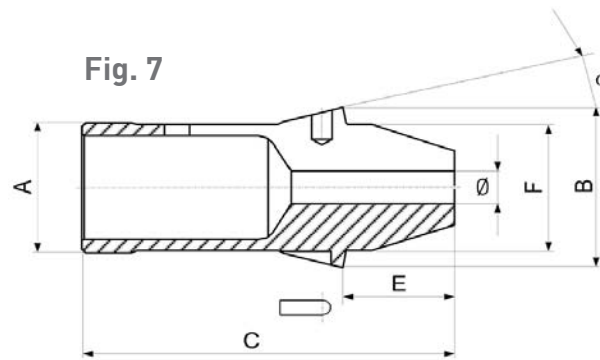
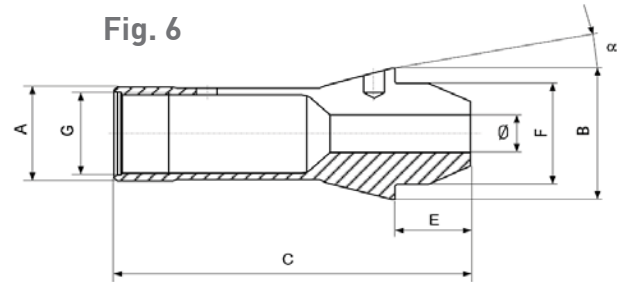
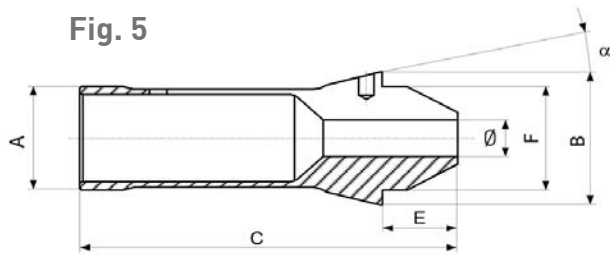
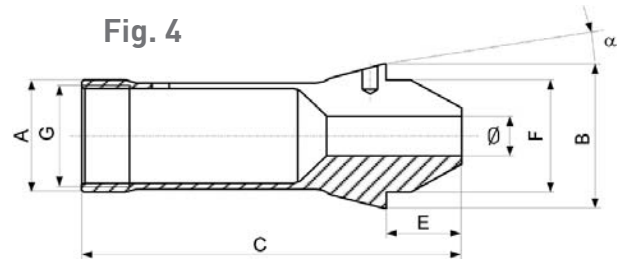
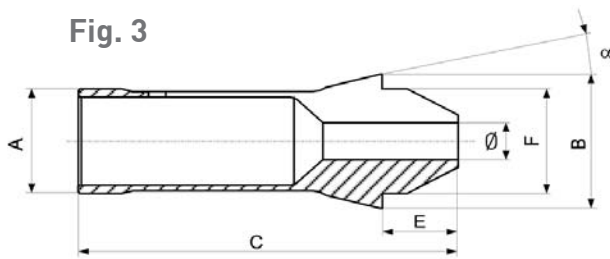
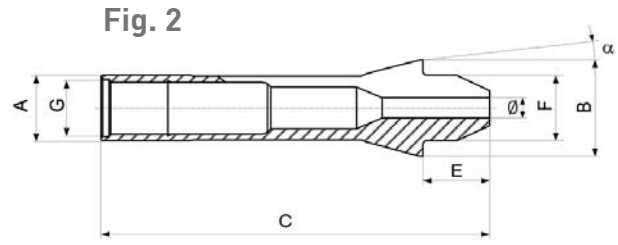
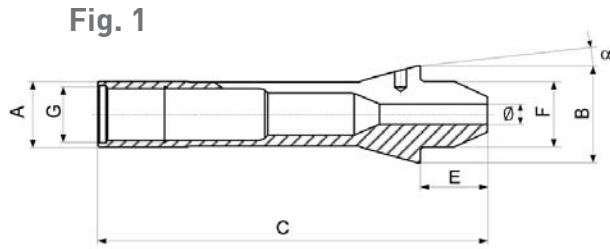
- Standard bores (round, square, hexagonal) according to price list. Other bores on request.

Item No	A	B	C	E	F	G	$\alpha$	$\emptyset$ from-to	hex.	square	Fig.
<b>F8 (577)</b>											
76-2024	8.00	12.00	47.50	10.00	8.00	M6x0.50	16°	0.30-4.50			2
<b>F10 (86)</b>											
76-2021	10.00	15.50	52.00	10.00	10.00	M8x0.50	20°	0.30-7.00	1.00-6.00	1.00-5.00	1
<b>F13 (357)</b>											
76-2014	13.00	19.00	70.00	12.00	13.00	M11x0.75	16°	0.30-8.00	1.00-7.00	1.00-5.70	1
<b>F15 (580)</b>											
76-2022	15.00	21.00	71.00	13.00	15.00	-	16°	0.30-11.11	1.00-9.60	1.00-7.80	3
<b>F16 (1076)</b>											
76-2015	16.00	21.00	71.00	13.00	16.00	M14x0.75	16°	0.30-12.00	1.00-10.40	1.00-8.50	1
<b>F20 (201)</b>											
76-2016	20.00	26.00	62.00	13.00	19.00	M18x1.00	15°	0.50-15.00	1.00-13.00	1.00-10.60	4
<b>F20 (87 LN15)</b>											
76-2017	20.00	28.00	75.00	15.00	21.00	-	16°	0.50-16.00	1.00-13.90	1.00-11.30	5
<b>F20 (87 LN 20)</b>											
76-2027	20.00	28.00	80.00	20.00	21.00	-	16°	0.50-9.00			5
<b>F25 (64)</b>											
76-2018	25.00	35.00	85.00	18.00	27.00	M22x1.00	16°	0.50-20.00	1.00-17.00	1.00-14.00	6
<b>F27 (22)</b>											
76-2040	27.00	38.00	83.00	18.30	30.00	-	15°	0.50-23.00	1.00-19.05	1.00-15.50	7
<b>F30 (101)</b>											
76-2019	30.00	38.00	79.00	20.00	32.00	-	15°	0.50-25.40	1.00-22.00	1.00-18.00	3
<b>F35 (2010)</b>											
76-2013	35.00	43.00	90.00	27.00	34.00	-	15°	2.00-27.70			7
<b>F38 (72)</b>											
76-2004	38.08	49.00	123.00	24.50	38.00	-	15°	1.00-32.00	2.00-27.70	2.00-22.60	5
<b>F48 (81)</b>											
76-2006	48.00	60.00	113.00	28.00	50.00	-	15°	2.00-42.00	2.00-36.00	2.00-29.50	5



# Schaublin Program

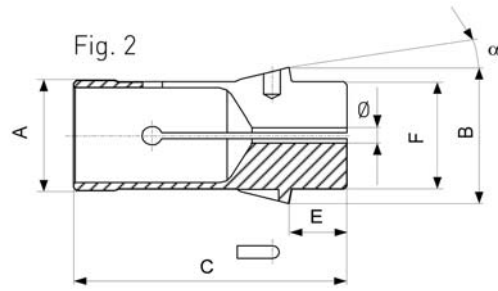
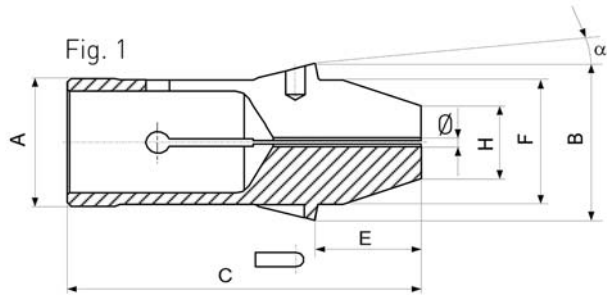
## Extended nose collets Type F - drawings



**SCHAUBLIN**

# Schaublin Program

## Collet blanks for EDM



### Rubber seals for collets on pages 1.75-1.76

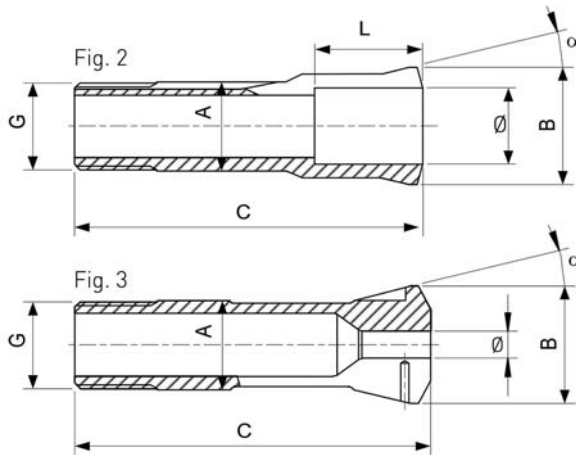
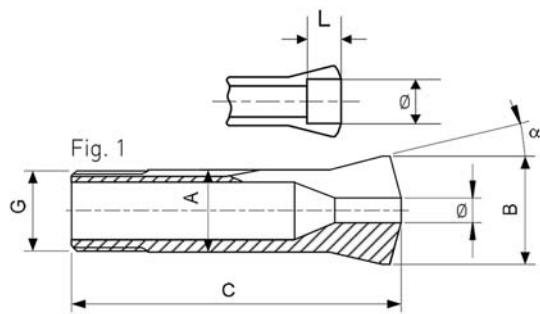
- 23) When ordering, please specify the required "H" extended nose diameter



Item No	A	B	C	E	F	H	$\alpha$	$\emptyset$ from-to	Fig.
<b>F35</b>									
23) 76-2011	35.00	43.00	90.00	27.00	34.00	12.00	15°	2.50 blank	1
76-2011	35.00	43.00	90.00	27.00	34.00	20.00	15°	2.50 blank	1
76-2012	35.00	43.00	80.00	17.00	34.00	-	15°	5.00 blank	2

# Schaublin Program

## Pull collets type W



### Rubber seals for collets on pages 1.75-1.76

- Standard bores (round, square, hexagonal) according to price list. Other bores on request.
- 21) Non standard bores, see item 80-700
- 20) Non standard bores, see item 80-107

**SCHAUBLIN**

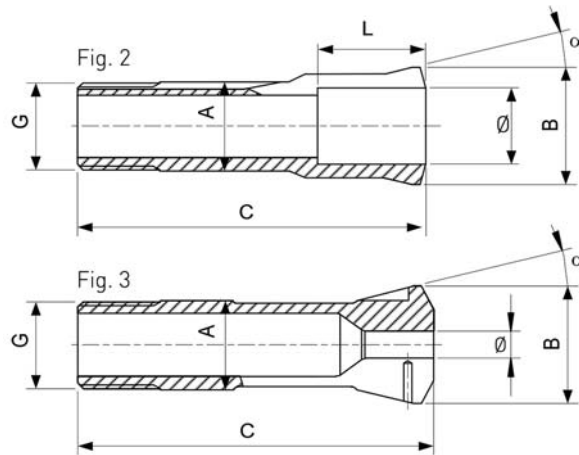
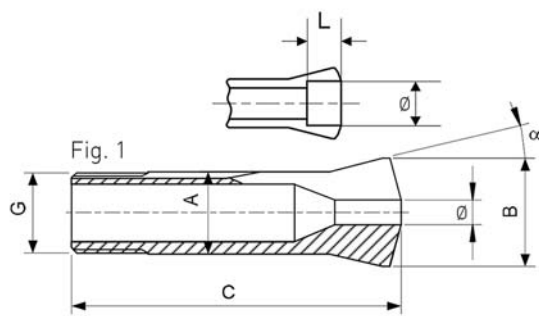
Type	A	B	C	G	$\alpha$	$\emptyset$ from - to	L	Fig.
<b>W10</b>								
80-1	10.00	14.00	43.60	$\emptyset 9.83 \times 0.833 / 45^\circ / 5^\circ$	15°	0.30-6.70	-	1
						6.71-8.00	15.00	1
						8.01-8.50	6.00	1
						8.51-9.00	5.00	1
						9.01-9.50	4.00	1
						9.51-10.00	3.00	1
<b>W12</b>								
80-2	12.00	16.00	46.00	$\emptyset 11.75 \times 1.25 / 45^\circ / 5^\circ$	15°	0.30-8.00	-	1
						8.01-10.00	17.00	1
						10.01-10.50	6.00	1
						10.51-11.00	5.00	1
						11.01-11.50	4.00	1
						11.51-12.00	3.00	1
						12.01-12.50	2.00	1
<b>W15</b>								
80-3	15.0	20.20	58.30	$\emptyset 14.75 \times 1.25 / 45^\circ / 5^\circ$	15°	0.30-10.70	-	1
						10.71-12.70	22.00	1
						12.71-13.00	9.50	1
						13.01-13.50	8.50	1
						13.51-14.00	7.50	1
						14.01-14.50	6.50	1
						14.51-15.00	5.50	1
						15.01-15.50	4.50	1
						15.51-16.00	3.50	1
<b>W20</b>								
80-4	20.00	26.30	73.00	$\emptyset 19.70 \times 1.666 / 45^\circ / 5^\circ$	15°	0.30-14.50	-	1
						14.51-16.00	28.00	1
20)						16.01-16.50	13.50	1
20)						16.51-17.00	13.00	1
20)						17.01-17.50	12.20	1
20)						17.51-18.00	11.50	1
20) 80-4	20.00	26.30	73.00	$\emptyset 19.70 \times 1.666 / 45^\circ / 5^\circ$	15°	18.01-18.50	10.70	1



# Schaublin Program

Pull collets type W

continuation...

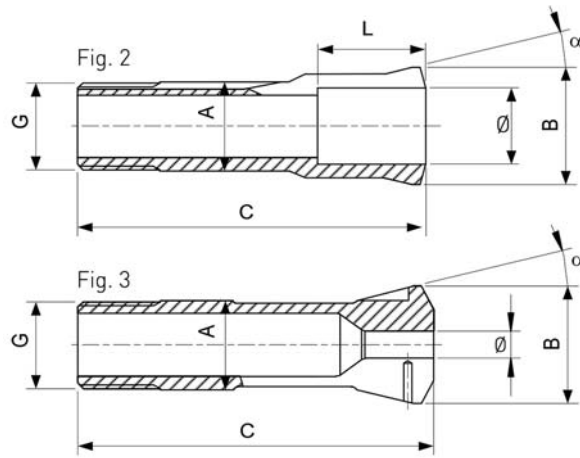
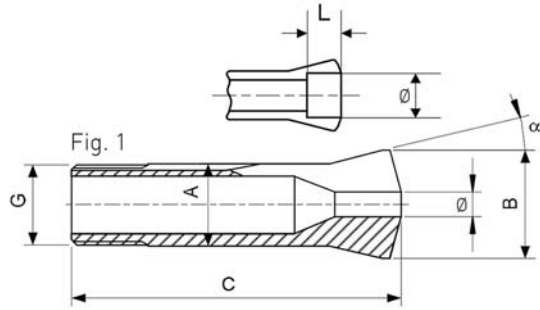


Type	A	B	C	G	α	Ø from - to	L	Fig.
<b>W20</b>								
20)						18.51-19.00	10.00	1
20)						19.01-19.50	8.70	1
20)						19.51-20.00	7.50	1
						20.01-20.50	6.50	1
						20.51-21.00	5.50	1
						21.01-21.50	4.70	1
						21.51-22.00	4.00	1
						22.01-22.50	3.00	1
						22.51-23.00	2.00	1
80-107	20.00	26.30	73.00	Ø19.70x1.666/45°/5°	15°	16.01-20.00	24.00	2
<b>W25</b>								
80-5	25.00	33.70	97.60	Ø24.70x1.693/45°/5°	15°	0.30-19.05	-	1
						19.06-21.00	35.00	1
21)						21.01-21.50	16.50	1
21)						21.51-22.00	16.00	1
21)						22.01-23.00	15.50	1
21)						23.01-23.50	15.00	1
21)						23.51-24.00	14.50	1
21)						24.01-24.50	13.50	1
21)						24.51-25.00	12.50	1
21)						25.01-25.40	11.50	1
						25.41-25.50	11.50	1
						25.51-26.00	10.50	1
						26.01-26.50	9.50	1
						26.51-27.00	8.50	1
						27.01-27.50	7.50	1
						27.51-28.00	6.50	1
						28.01-28.50	5.50	1
						28.51-29.00	4.50	1
80-700	25.00	33.70	97.60	Ø24.70x1.693/45°/5°	15°	21.01-25.40	30.00	2
80-1923	25.00	35.00	94.00	M25x1	16°	0.50-17.00	-	3
<b>W31.75</b>								
80-842	31.75	37.40	87.00	Ø31.40x1.27/60°	10°3'	0.50-25.19	-	1
						25.20-27.99	40.00	1
						28.00-28.99	10.00	1
80-842	31.75	37.40	87.00	Ø31.40x1.27/60°	10°3'	29.00-29.99	7.00	1

# Schaublin Program

Pull collets type W

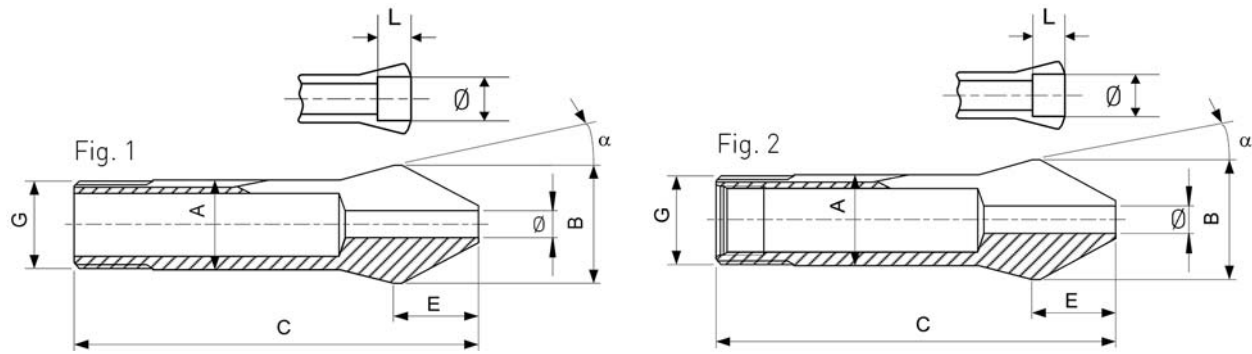
continuation...



	Ø from - to	L	Fig.
<b>W31.75</b>	30.00-31.00	4.00	1

# Schaublin Program

## Extended nose collets Type W



### Rubber seals for collets on pages 1.75-1.76

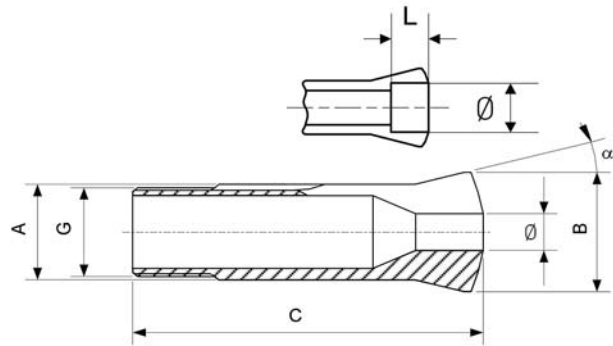
- Standard bores (round, square, hexagonal) according to price list. Other bores on request.

**SCHAUBLIN**

Type	A	B	C	E	G	$\alpha$	$\emptyset$ from - to	L	Fig.
<b>W12</b>									
80-93108	12.00	16.00	52.00	8.80	$\emptyset 11.75 \times 1.25 / 45^\circ / 5^\circ$	15°	0.30-8.00	-	1
							8.01-10.00	24.00	1
<b>W15</b>									
80-93285	15.00	20.20	67.00	12.00	$\emptyset 14.75 \times 1.25 / 45^\circ / 5^\circ$	15°	0.30-10.20	-	1
							10.21-12.70	32.00	1
<b>W20</b>									
80-92744	20.00	26.30	84.50	15.50	$\emptyset 19.70 \times 1.666 / 45^\circ / 5^\circ$	15°	0.30-13.00	-	1
							13.01-16.00	41.00	1
<b>W25</b>									
80-92872	25.00	33.70	112.20	19.70	$\emptyset 24.70 \times 1.693 / 45^\circ / 5^\circ$	15°	0.30-19.05	-	1
							19.06-21.00	50.00	1
<b>W31.75</b>									
80-2007	31.75	37.40	108.70	25.40	$\emptyset 31.40 \times 1.27 / 60^\circ$	10°3'	0.30-25.19	-	2
							25.20-28.00	64.00	2

# Schaublin Program

## Pull collets type B



### Rubber seals for collets on pages 1.75-1.76

- Standard bores (round, square, hexagonal) according to price list. Other bores on request.

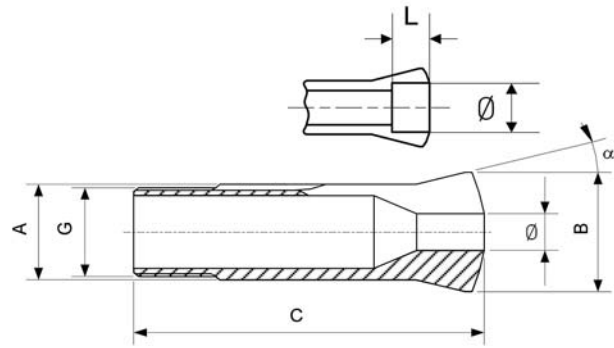
**SCHAUBLIN**

Type	A	B	C	G	$\alpha$	$\varnothing$ from - to	L
<b>B6</b>							
72-128	6.00	10.50	31.30	$\varnothing 5 \times 0.706/55^\circ$	$20^\circ$	0.30-3.00	-
						3.01-4.50	12.00
						4.51-5.00	4.50
						5.01-5.50	4.00
						5.51-6.00	3.50
<b>B8</b>							
72-137	8.00	13.00	35.50	$\varnothing 6.82 \times 0.625/55^\circ$	$20^\circ$	0.30-4.00	-
						4.01-6.50	13.00
						6.51-7.00	6.00
						7.01-7.50	5.00
						7.51-8.00	4.00
						8.01-8.50	3.20
						8.51-9.00	2.50
						9.01-9.50	1.70
						9.51-10.00	1.00
<b>B15</b>							
72-139	15.00	21.00	55.00	M13x1.00	$20^\circ$	0.30-9.50	-
						9.51-12.50	20.00
						12.51-13.00	8.50
						13.01-13.50	7.70
						13.51-14.00	7.00
						14.01-14.50	6.50
						14.51-15.00	6.00
<b>B32</b>							
72-65	32.00	40.00	106.00	$\varnothing 29.70 \times 1.693/45^\circ/5^\circ$	$15^\circ$	0.30-24.00	-
						24.01-28.00	44.00
						28.01-30.00	12.00
						30.01-32.00	8.00
<b>B45</b>							
72-199	45.00	53.00	115.00	M42x1.5	$15^\circ$	1.00-36.00	-
						36.01-40.99	53.00
72-199	45.00	53.00	115.00	M42x1.5	$15^\circ$	41.00-41.99	14.00
						42.00-42.99	12.00
						43.00-43.99	10.00

# Schaublin Program

Pull collets type B

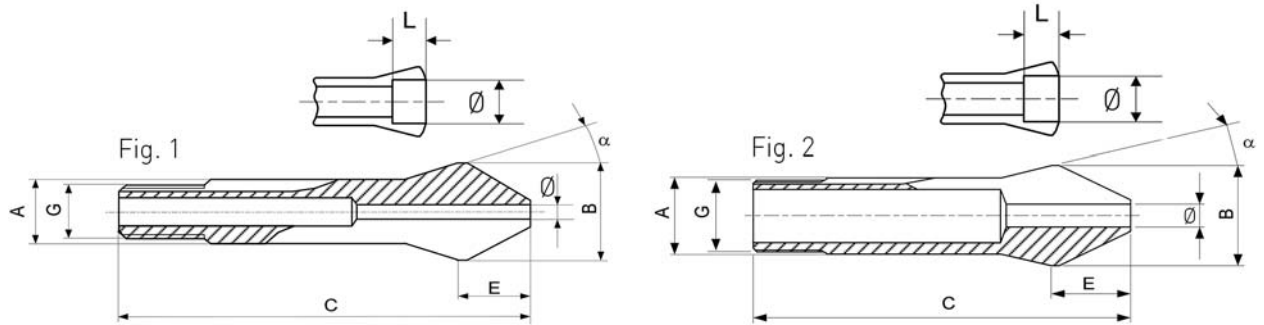
continuation...



Type	A	B	C	G	$\alpha$	$\varnothing$ from - to	L
<b>B45</b>							
72-199	45.00	53.00	115.00	M42x1.5	15°	44.00-45.00	8.00



## Extended nose collets Type B



### Rubber seals for collets on pages

#### 1.75-1.76

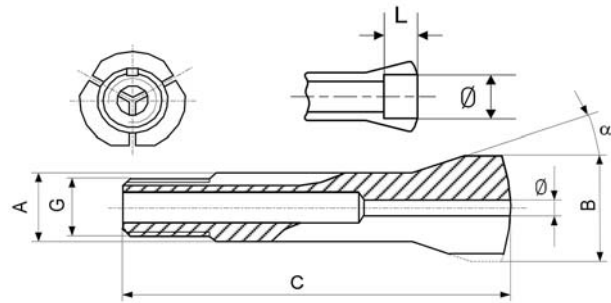
- Standard bores (round, square, hexagonal) according to price list. Other bores on request.

**SCHAUBLIN**

Type	A	B	C	E	G	$\alpha$	$\varnothing$ from - to	L	Fig.
<b>B8</b>									
72-95	8.00	13.00	40.50	7.00	$\varnothing 6.82 \times 0.625 / 55^\circ$	$20^\circ$	0.30-3.30	-	1
							3.31-6.50	21.00	1
<b>B32</b>									
72-2003	32.00	40.00	124.00	24.00	$\varnothing 29.70 \times 1.693 / 45^\circ / 5^\circ$	$15^\circ$	0.30-24.00	-	2
							24.01-28.00	64.00	2

# Schaublin Program

## Pull collets type B with clamping flats



### Rubber seals for collets on pages 1.75-1.76

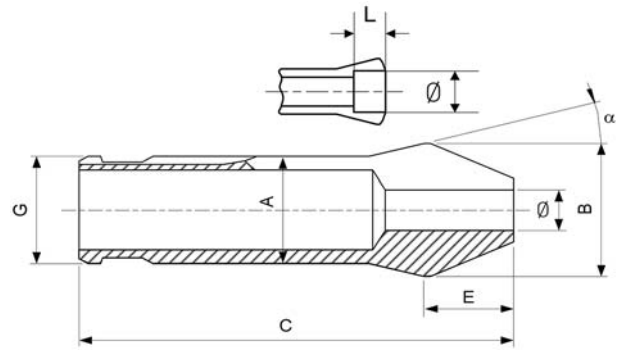
- Standard bores (round, square, hexagonal) according to price list. Other bores on request.
- 26) = on request

**SCHAUBLIN**

Type	A	B	C	G	$\alpha$	$\varnothing$ from - to	L
<b>B6</b>							
26) 72-1897	6.00	9.00	31.30	$\varnothing 5 \times 0.706/55^\circ$	$20^\circ$	0.30-3.00	-
						3.01-4.50	12.00
						4.51-5.00	4.50
						5.01-5.50	4.00
						5.51-6.00	3.50
<b>B8</b>							
26) 72-1898	8.00	13.00	35.50	$\varnothing 6.82 \times 0.625/55^\circ$	$20^\circ$	0.30-4.00	-
						4.01-6.50	12.50
						6.51-7.00	6.00
						7.01-7.50	5.00
						7.51-8.00	4.00

# Schaublin Program

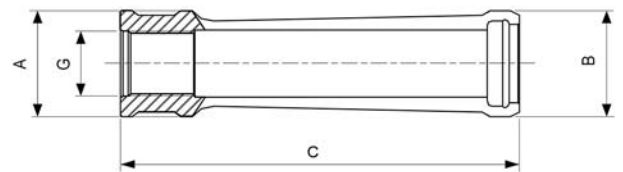
## Pull collets type BCR



- Standard bores (round, square, hexagonal) according to price list. Other bores on request.
- 26) on request

Type	A	B	C	E	G	$\alpha$	$\emptyset$ from - to	L
<b>BCR32</b>								
72-93235	32.00	40.00	117.00	24.00	32.00	15°	0.30-24.00	-
							24.01-28.00	64.00
26) 72-93416	32.00	40.00	117.00	24.00	32.00	15°	Morse DIN228-MK1	-
26) 72-93417	32.00	40.00	117.00	24.00	32.00	15°	Morse DIN228-MK2	-
26) 72-93418	32.00	40.00	117.00	24.00	32.00	15°	Morse DIN228-MK3	-

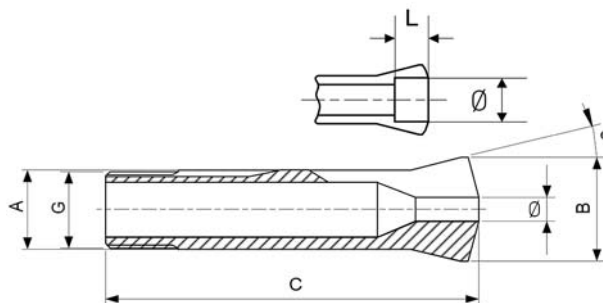
## Pull-type collet for BCR



Item No	A	B	C	G
<b>D40</b>				
74-60039	40.00	40.00	133.00	M24x1.5

# Schaublin Program

## Pull collets type L



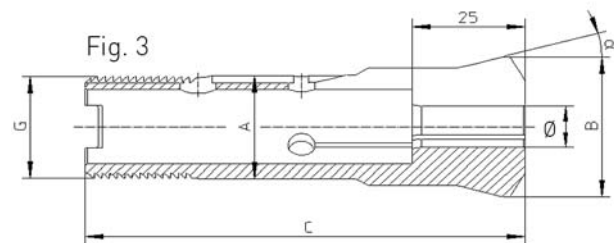
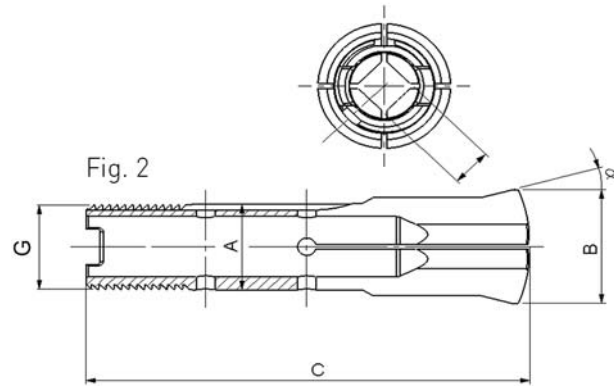
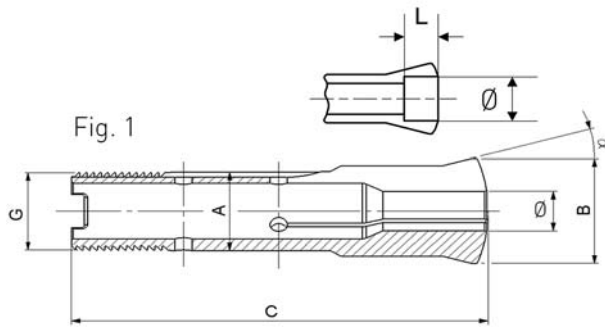
- Standard bores (round, square, hexagonal) according to price list. Other bores on request.

**SCHAUBLIN**

Type	A	B	C	G	$\alpha$	$\emptyset$ from - to	L
<b>L20</b>							
77-122	20.00	28.00	122.00	$\emptyset 19.70 \times 2/45^\circ/5^\circ$	$17^\circ 30'$	0.30-13.00	-
						13.01-17.50	59.00
						17.51-18.00	12.00
						18.01-18.50	11.00
						18.51-19.00	10.00
						19.01-19.50	9.00
						19.51-20.00	8.00
						20.01-20.50	7.00
						20.51-21.00	6.50
						21.01-21.50	5.50
						21.51-22.00	4.50

# Schaublin Program

Pull collets type HW for Hydromat machines



## Collet for sleeves

### Sleeve 85-53300

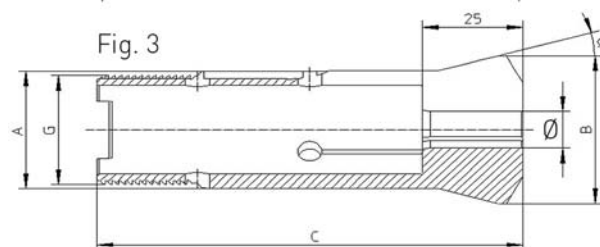
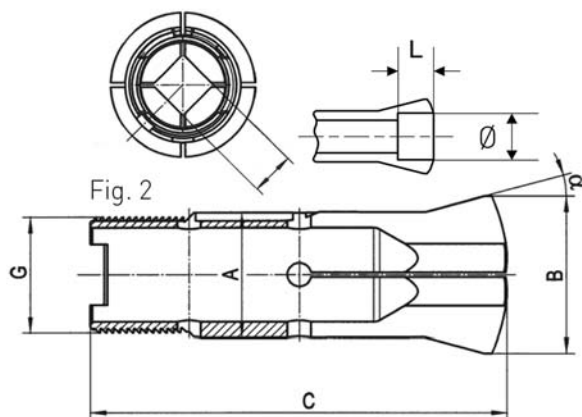
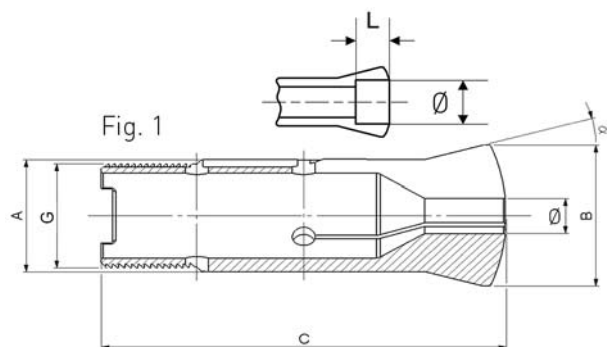
- Standard bores (round, square, hexagonal) according to price list. Other bores on request.

**SCHAUBLIN**

Type	A	B	C	G	$\alpha$	$\emptyset$ from - to	hex.	square	L	Fig.
<b>HW20</b>										
80-2030	20.00	26.30	96.50	$\emptyset 19.7 \times 1.666 / 45^\circ / 5^\circ$	$15^\circ$	0.30-13.79	1.00-11.79	-	-	1
						13.80-20.00	11.80-17.00	-	31.00	1
80-2040	20.00	26.30	96.50	$\emptyset 19.7 \times 1.666 / 45^\circ / 5^\circ$	$15^\circ$	-	-	1.00-9.79	-	2
						-	-	9.80-14.00	31.00	2
<b>HW25</b>										
80-2010	25.00	33.70	97.60	$\emptyset 24.7 \times 1.693 / 45^\circ / 5^\circ$	$15^\circ$	5.00-15.00	-	-	-	3
80-2033	25.00	33.70	97.60	$\emptyset 24.7 \times 1.693 / 45^\circ / 5^\circ$	$15^\circ$	0.30-17.79	1.00-15.29	-	-	1
						17.80-25.40	15.30-22.00	-	31.00	1
80-2043	25.00	33.70	97.60	$\emptyset 24.7 \times 1.693 / 45^\circ / 5^\circ$	$15^\circ$	-	-	3.00-12.59	-	2
						-	-	12.60-19.05	31.00	2

# Schaublin Program

Pull collets type HB32 for Hydromat machines



## Collet for sleeves Sleeve 85-53310

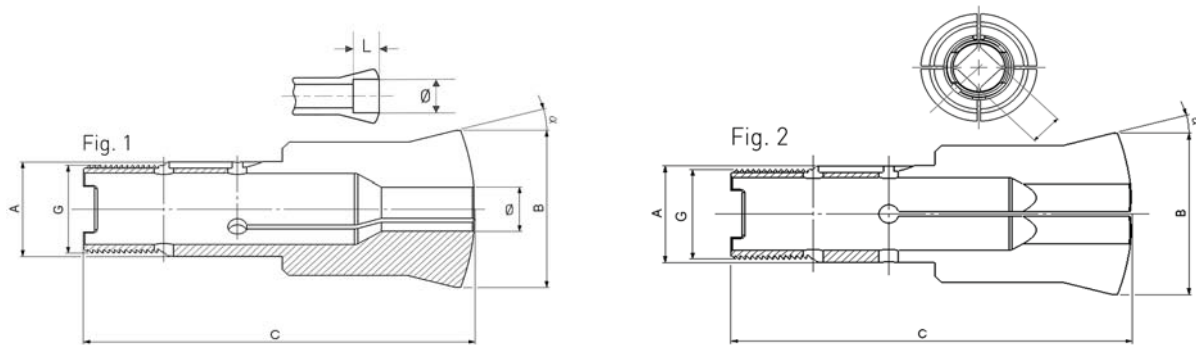
- Standard bores (round, square, hexagonal) according to price list. Other bores on request.

**SCHAUBLIN**

Type	A	B	C	G	$\alpha$	$\varnothing$ from - to	hex.	square	L	Fig.
<b>HB32</b>										
72-2010	32.00	40.00	106.00	$\varnothing 29.7 \times 1.693/45^\circ 5^\circ$	$15^\circ$	6.00-20.00	-	-	-	3
72-2030	32.00	40.00	106.00	$\varnothing 29.7 \times 1.693/45^\circ 5^\circ$	$15^\circ$	3.00-23.79	3.00-20.59	-	-	1
						23.80-27.99	20.60-23.99	-	44.00	1
						28.00-29.99	24.00-25.49	-	12.00	1
						30.00-32.00	25.50-27.00	-	8.00	1
72-2040	32.00	40.00	106.00	$\varnothing 29.7 \times 1.693/45^\circ 5^\circ$	$15^\circ$			3.00-16.99	-	2
								17.00-19.79	44.00	2
								19.80-20.99	12.00	2
								21.00-22.60	8.00	2

# Schaublin Program

## Pull collets type HB32/45 for Hydromat machines



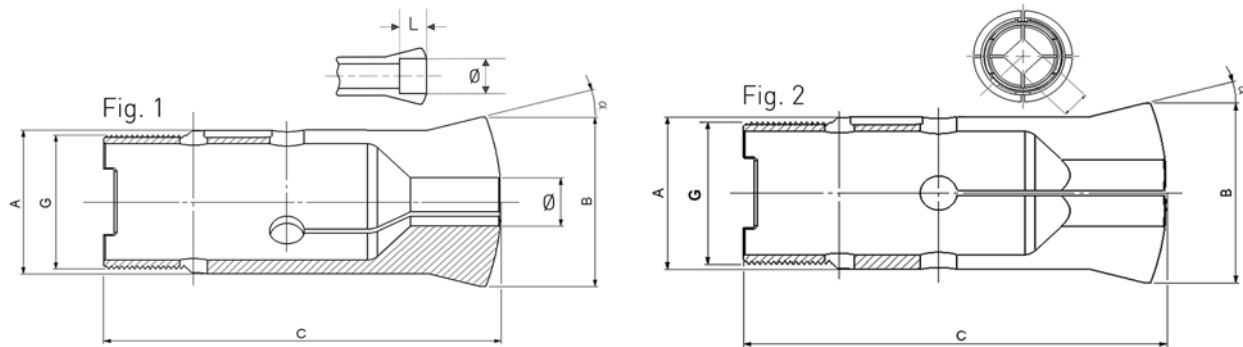
- Standard bores (round, square, hexagonal) according to price list. Other bores on request.

**SCHAUBLIN**

Type	A	B	C	G	$\alpha$	$\emptyset$ from - to	hex.	square	L	Fig.
<b>HB32/45</b>										
72-2033	32.00	53.00	122.00	$\emptyset 29.7 \times 1.693/45^\circ/5^\circ$	15°	3.00-23.79	3.00-20.59		-	1
						23.80-40.99	20.60-34.99		50.00	1
						41.00-41.99	35.00-35.99		14.00	1
						42.00-42.99	36.00-36.99		12.00	1
						43.00-43.99	37.00-37.99		10.00	1
						44.00-45.00	38.00-38.50		8.00	1
72-2043	32.00	53.00	122.00	$\emptyset 29.7 \times 1.693/45^\circ/5^\circ$	15°			3.00-16.79	-	2
								16.80-28.99	50.00	2
								29.00-29.99	12.00	2
								30.00-30.99	10.00	2
								31.00-31.75	8.0	2

# Schaublin Program

## Pull collets type HB45 for Hydromat machines



- Standard bores (round, square, hexagonal) according to price list. Other bores on request.

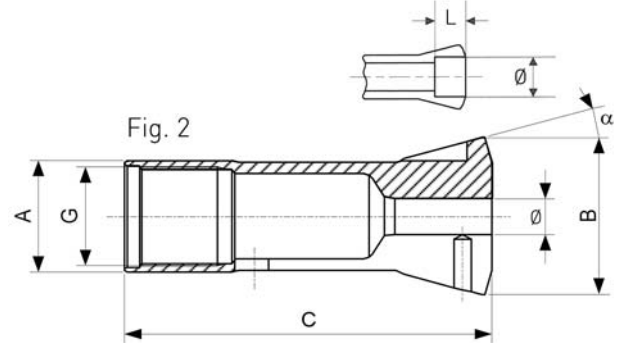
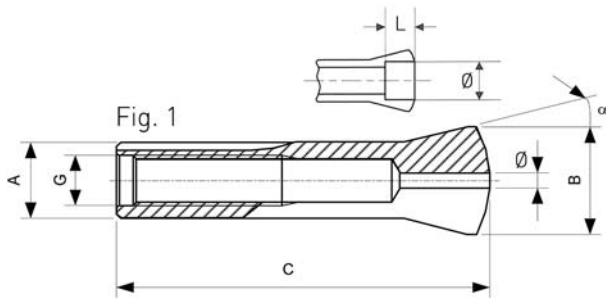
**SCHAUBLIN**

Type	A	B	C	G	$\alpha$	$\emptyset$ from - to	hex.	square	L	Fig.
<b>HB45</b>										
72-2036	45.00	53.00	115.00	M42x1.5	15°	3.00-36.00	3.00-31.00		-	1
						36.01-40.99	31.01-34.99		53.00	1
						41.00-41.99	35.00-35.99		14.00	1
						42.00-42.99	36.00-36.99		12.00	1
						43.00-43.99	37.00-37.99		10.00	1
						44.00-45.00	38.00-38.50		8.00	1
72-2046	45.00	53.00	115.00	M42x1.5	15°			3.00-25.40	-	2
								25.41-28.99	53.00	2
								29.00-29.99	12.00	2
								30.00-30.99	10.00	2
								31.00-31.75	8.00	2



# Schaublin Program

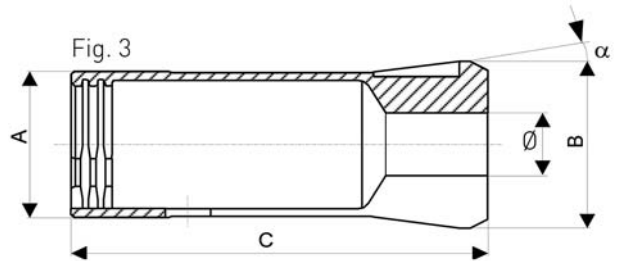
## Pull collets type P



### Rubber seals for collets on pages

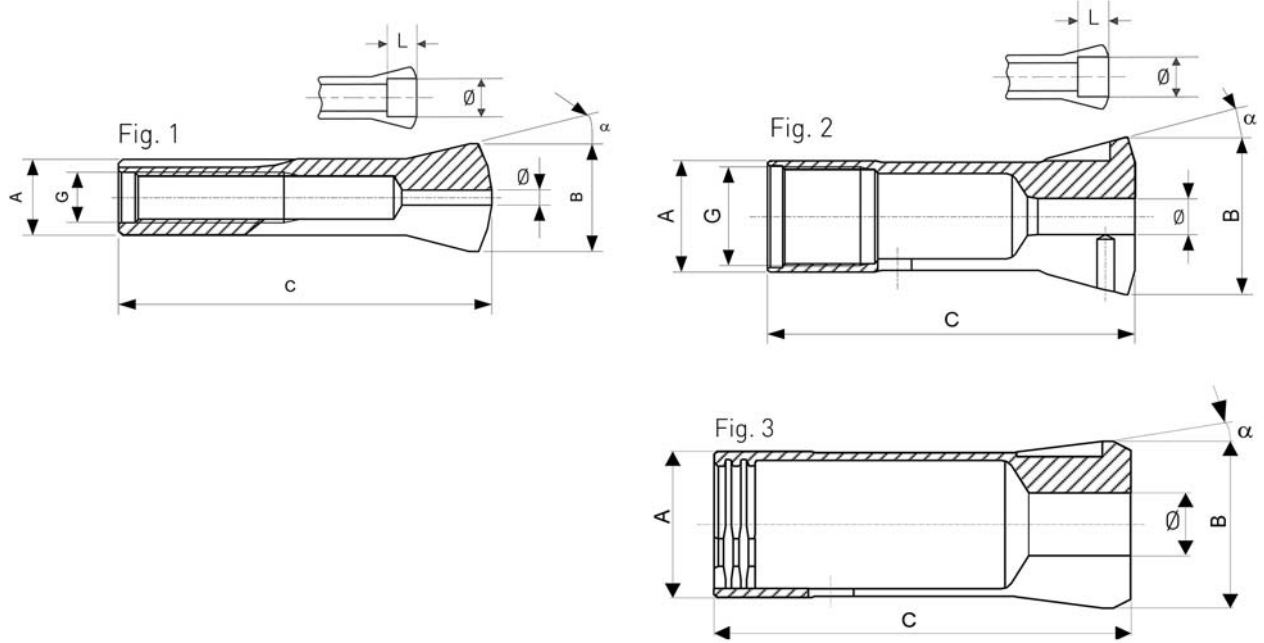
#### 1.75-1.76

- Standard bores (round, square, hexagonal) according to price list. Other bores on request.



**SCHAUBLIN**

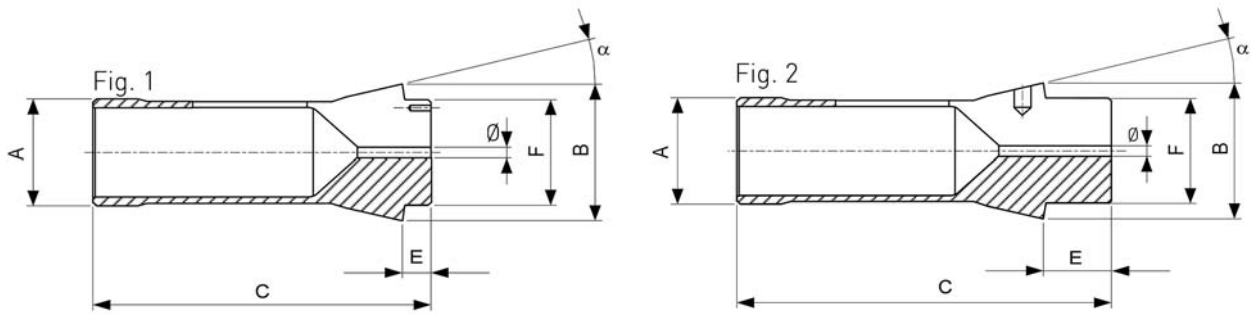
Type	A	B	C	G	α	Ø from - to	L	Fig.
<b>P4.5</b>								
78-153	4.50	6.75	22.90	M3.35	15°	0.30-2.50	-	1
						2.51-3.00	8.50	1
						3.01-4.00	4.00	1
						4.01-4.50	3.00	1
<b>P5</b>								
78-154	5.00	7.00	22.90	M3.50	15°	0.30-2.70	-	1
						2.71-3.00	8.50	1
						3.01-3.50	12.00	1
						3.51-4.00	4.00	1
						4.01-4.50	3.00	1
						4.51-5.00	2.00	1
<b>P6</b>								
78-150	6.00	8.50	27.20	M4.00	15°	0.30-3.20	-	1
						3.21-4.50	11.50	1
						4.51-5.00	4.50	1
78-155	6.00	8.50	24.10	M4.00	20°	0.30-3.20	-	1
						3.21-4.50	8.50	1
						4.51-5.00	3.50	1
<b>P9</b>								
78-157	9.00	13.20	39.30	M6.00	15°	0.30-4.70	-	1
						4.71-7.00	12.00	1
						7.01-8.00	7.00	1
						8.01-9.00	5.00	1
<b>P10</b>								
78-228	10.00	14.00	39.00	M7.00	15°	0.30-5.70	-	1
						5.71-8.00	21.50	1
						8.01-8.50	6.00	1



Type	A	B	C	G	$\alpha$	$\emptyset$ from - to	L	Fig.
<b>P10</b>								
78-228	10.00	14.00	39.00	M7.00	15°	8.51-9.00	5.00	1
						9.01-9.50	4.00	1
						9.51-10.00	3.00	1
<b>P25</b>								
78-334	25.00	35.00	75.00	M22x1.0	16°	0.50-18.26	-	2
<b>PR28</b>								
78-2013	28.00	32.00	73.00	-	8°	2.00-24.50	-	3
<b>PR35.5</b>								
78-2012	35.50	40.00	80.00	-	8°	2.00-30.00	-	3
<b>P36</b>								
78-2007	36.00	45.00	107.00	M33x1.25	16°	2.00-21.00	-	2

# Schaublin Program

## Emergency collets type F



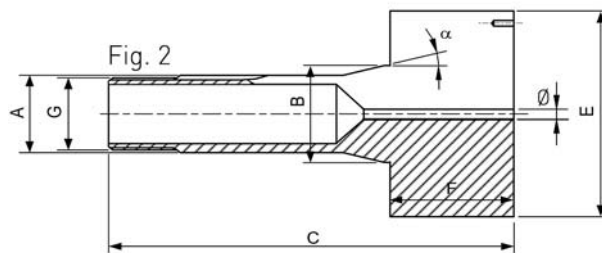
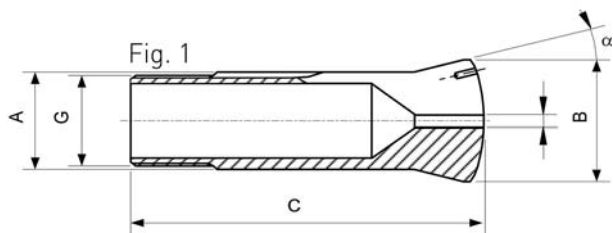
- 1) While stocks last

**SCHAUBLIN**

Item No	A	B	C	E	F	$\alpha$	D	Fig.
<b>F13</b>								
76-53002	13.00	19.00	70.00	12.00	13.00	16°	2.00	2
<b>F16 (104)</b>								
76-52438	16.00	22.00	55.00	5.00	16.00	15°	2.00	1
<b>F20 (201)</b>								
76-53003	20.00	26.00	64.00	15.00	19.00	15°	2.50	2
<b>F25</b>								
76-53004	25.00	35.00	85.00	18.00	27.00	16°	3.00	2
<b>F27</b>								
76-52353	27.00	38.00	72.70	8.00	30.00	15°	3.00	1
<b>F30</b>								
76-53005	30.00	38.00	79.00	20.00	32.00	15°	3.00	2
<b>F32</b>								
76-52639	32.00	45.00	75.00	8.00	34.00	15°	3.00	1
<b>F35</b>								
76-52636	35.00	48.00	80.00	8.00	38.00	15°	3.00	1
<b>F37</b>								
76-53006	37.00	47.00	102.00	20.00	40.00	16°	3.00	2
<b>F38</b>								
76-52270	38.00	49.00	107.50	9.00	38.00	15°	3.00	1
<b>F48</b>								
76-52579	48.00	60.00	94.00	9.00	50.00	15°	3.00	1
<b>F64</b>								
1) 76-52480	64.00	78.70	124.00	11.00	66.00	15°	5.00	1
<b>F66</b>								
76-53000	66.00	84.00	110.00	9.00	73.00	15°	5.00	1

# Schaublin Program

## Emergency collets type W, B



- 14) Made in brass
- 26) on request

**SCHAUBLIN**

Item No	A	B	C	$\emptyset$	E	F	G	$\alpha$	Fig.
<b>W12</b>									
80-52200	12.00	16.00	45.60	1.50	-	-	$\emptyset 11.75 \times 1.25 / 45 / 5$	15°	1
14) 80-50315	12.00	16.00	45.60	1.50	-	-	$\emptyset 11.75 \times 1.25 / 45 / 5$	15°	1
<b>W20</b>									
80-50300	20.00	26.30	73.00	2.00	-	-	$\emptyset 19.70 \times 1.666 / 45 / 5$	15°	1
14) 80-50314	20.00	26.30	73.00	2.00	-	-	$\emptyset 19.70 \times 1.666 / 45 / 5$	15°	1
80-52365	20.00	26.30	105.60	6.00	47.00	35.00	$\emptyset 19.70 \times 1.666 / 45 / 5$	15°	2
<b>W25</b>									
80-50294	25.00	33.70	97.60	2.00	-	-	$\emptyset 24.70 \times 1.693 / 45 / 5$	15°	1
14) 80-50344	25.00	33.70	97.60	2.00	-	-	$\emptyset 24.70 \times 1.693 / 45 / 5$	15°	1
26) 80-53004	25.00	33.70	129.00	6.00	47.00	35.00	$\emptyset 24.70 \times 1.693 / 45 / 5$	15°	2
<b>W31.75</b>									
80-52531	31.75	37.40	87.00	2.00	-	-	$\emptyset 31.4 \times 1.27 / 60$	10°3'	1
14) 26) 80-53000	31.75	37.40	87.00	2.00	-	-	$\emptyset 31.4 \times 1.27 / 60$	10°3'	1
<b>B6</b>									
72-53005	6.00	10.50	31.30	1.00	-	-	$\emptyset 5 \times 0.706 / 55$	20°	1
<b>B8</b>									
72-53000	8.00	13.00	35.50	1.20	-	-	$\emptyset 6.82 \times 0.625 / 55$	20°	1
<b>B32</b>									
72-50615	32.00	40.00	106.00	2.00	-	-	$\emptyset 29.7 \times 1.693 / 45 / 5$	15°	1
72-52525	32.00	40.00	137.00	6.00	60.00	35.00	$\emptyset 29.7 \times 1.693 / 45 / 5$	15°	2
14) 72-52290	32.00	40.00	106.00	2.00	-	-	$\emptyset 29.7 \times 1.693 / 45 / 5$	15°	1
<b>B45</b>									
72-53001	45.00	53.00	115.00	3.00	-	-	M42x1.5	15°	1

# Schaublin Program

## Internal step collet blanks



The full Schaublin program is available on request or online



**SCHAUBLIN**

## External step collet blanks



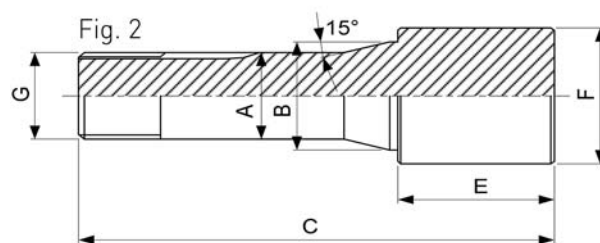
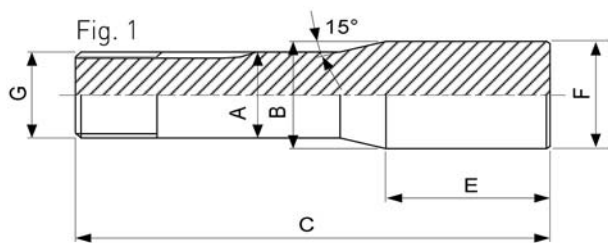
The full Schaublin program is available on request or online



**SCHAUBLIN**

# Schaublin Program

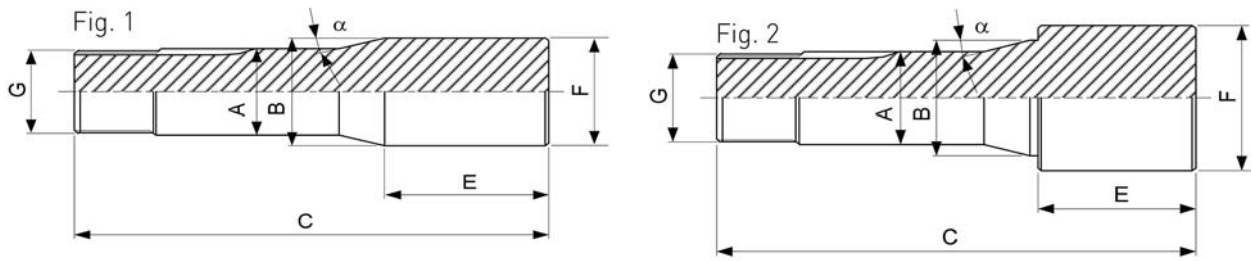
## Ground collet arbor blanks type W


**SCHAUBLIN**

Type	A	B	C	E	F	G	Fig.
<b>W10</b>							
83-50001	10.00	14.00	82.50	40.00	20.00	Ø9.83x0.833/45°/5°	2
			82.50	40.00	30.00		2
<b>W12</b>							
83-50002	12.00	16.20	84.30	40.00	16.20	Ø11.75x1.25/45°/5°	1
83-50003	12.00	16.00	84.30	40.00	20.00	Ø11.75x1.25/45°/5°	2
			84.30	40.00	30.00		2
			84.30	40.00	40.00		2
<b>W15</b>							
83-50005	15.00	20.20	106.30	50.00	30.00	Ø14.75x1.25/45°/5°	2
<b>W20</b>							
83-50006	20.00	26.50	91.00	20.00	26.50	Ø19.7x1.666/45°/5°	1
			120.60	50.00	26.50		1
83-50007	20.00	26.30	120.60	50.00	30.00	Ø19.7x1.666/45°/5°	2
			170.60	100.00	30.00		2
			120.60	50.00	40.00		2
			120.60	50.00	50.00		2
			120.60	50.00	60.00		2
			170.60	100.00	60.00		2
			120.60	50.00	80.00		2
<b>W25</b>							
83-50008	25.00	33.90	144.30	50.00	33.90	Ø19.7x1.666/45°/5°	1
83-50009	25.00	33.70	144.30	50.00	50.00	Ø24.7x1.693/45°/5°	2
			144.30	50.00	60.00		2
			194.30	100.00	80.00		2

# Schaublin Program

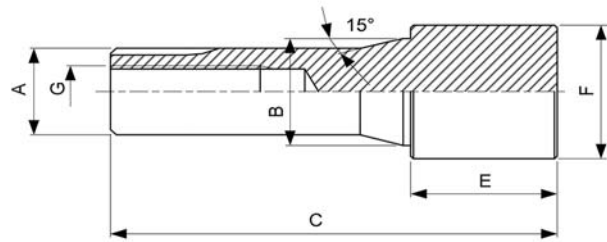
## Ground collet arbor blanks type B



**SCHAUBLIN**

Type	A	B	C	E	F	G	$\alpha$	Fig.
<b>B8</b>								
83-10004	8.00	13.20	73.80	40.00	13.20	$\emptyset 6.82 \times 0.625 / 55^\circ$	20°	1
83-10005	8.00	13.00	74.60	40.00	20.00	$\emptyset 6.82 \times 0.625 / 55^\circ$	20°	2
				40.00	30.00		20°	2
				40.00	40.00		20°	2
<b>B32</b>								
83-10001	32.00	40.00	152.00	50.00	50.00	$\emptyset 29.7 \times 1.693 / 45^\circ / 5^\circ$	15°	2
			202.00	100.00	80.00		15°	2

## Ground collet arbor blanks type P

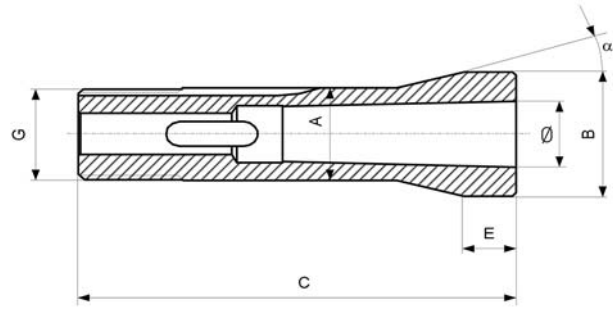


**SCHAUBLIN**

Type	A	B	C	E	F	G
<b>P6</b>						
83-40003	6.00	8.50	52.00	25.00	12.00	M4.00
				25.00	25.00	
<b>P9</b>						
83-40008	9.00	13.20	78.00	40.00	20.00	M6.00
<b>P10</b>						
83-40001	10.00	14.00	78.00	40.00	30.00	M7.00
				40.00	40.00	

# Schaublin Program

## Sleeve with Morse cone

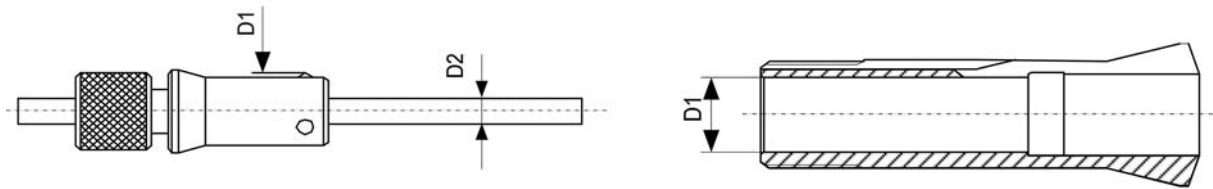

**SCHAUBLIN**

Item No	A	B	C	E	G	$\alpha$	$\emptyset$ from-to
<b>W20</b>							
102-20275	20.00	26.30	71.00	2.00	$\emptyset 19.7 \times 1.666 / 45^\circ / 5^\circ$	15°	DIN228 MK1
102-20276	20.00	26.30	89.00	20.00	$\emptyset 19.7 \times 1.666 / 45^\circ / 5^\circ$	15°	DIN228 MK2
<b>W25</b>							
102-25275	25.00	33.70	100.5	8.00	$\emptyset 24.7 \times 1.693 / 45^\circ / 5^\circ$	15°	DIN228 MK1



# Schaublin Program

## Adjustable depth stops



Suitable for other collet types  
using the same D1 diameter

Type	D1 min - max	D2	for
68-99100	3.90 - 4.40	1.20	72-137 B8 / 76-599 F6
68-99101	4.50 - 5.40	1.20	76-66 F7
68-99102	5.40 - 6.60	1.50	76-577 F8
68-99103	6.50 - 7.40	2.00	76-86 F10 / 80-1 W10
68-99104	8.00 - 8.80	2.50	80-2 W12
68-99105	9.30 - 10.90	2.50	72-139 B15 / 76-78 F12 / 76-357 F13 / 76-98 F14 / 80-3 W15
68-99106	12.00 - 13.80	2.50	76-1076 F16 / 77-122 L20
68-99107	13.50 - 15.10	5.00	80-4 W20
68-99108	15.00 - 16.80	5.00	
68-99109	16.40 - 18.20	7.00	76-87 F20 / 76-71 F22
68-99110	16.50 - 19.95	5.00	80-5 W25
68-99111	19.80 - 22.80	7.00	76-64 F25
68-99112	22.00 - 23.80	7.00	76-22 F27 / 76-93 F28
68-99113	23.00 - 24.80	7.00	72-65 B32
68-99114	24.60 - 27.80	7.00	76-101 F30 / 76-221 F32 / 80-842 W31.75
68-99115	27.60 - 30.80	7.00	76-94 F35
68-99116	30.00 - 33.80	7.00	76-72 F38
68-99117	34.80 - 40.70	10.00	72-199 B45 / 76-99 F42
68-99118	39.80 - 44.70	10.00	76-81 F48

# Schaublin Program

## HSK tool holders



**SCHAUBLIN**

The full Schaublin program is available on request or online

## ISO 10-20-25-30-35-40 tool holders



**SCHAUBLIN**

The full Schaublin program is available on request or online

## BT30 / BT40 tool holders



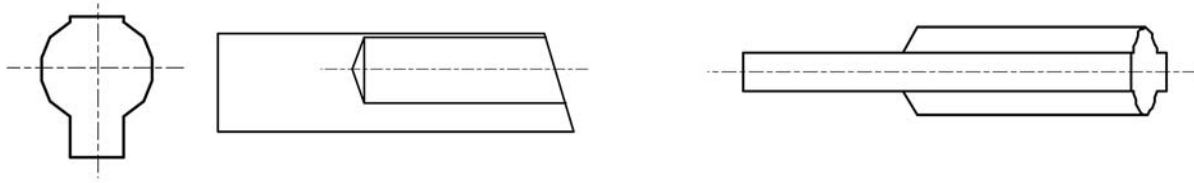
**SCHAUBLIN**

The full Schaublin program is available on request or online



# Schaublin Program

## Rubber seals



Rubber seals for following collet types are included but can be ordered as spares

**SCHAUBLIN**

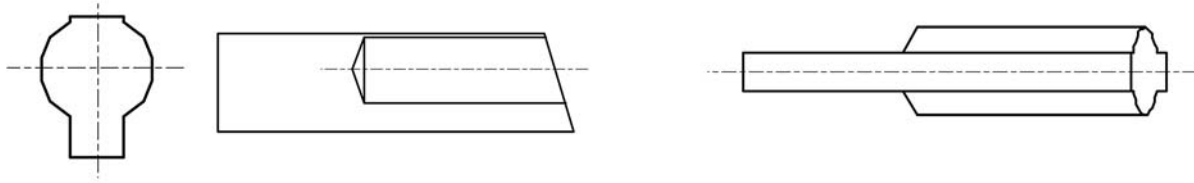
Type	Rubber seal	Pos	Round Ø	Square	Hex.
<b>B34</b>					
72-1820	76-832	50	min-11.99	min-11.99	min-9.99
	76-832	40	12.00-max	12.00-max	10.00-max
<b>B46</b>					
72-2007	76-832	70	min-27.99	min-23.99	min-19.49
	76-832	60	28.00-max	24.00-max	19.50-max
<b>F16</b>					
76-830	M505220	silicon Ø 4			
<b>F20</b>					
76-87	76-832	10			
<b>F22</b>					
76-71	76-832	10			
<b>F25</b>					
76-64	76-832	10			
<b>F27</b>					
76-22	76-832	50	min-20.99	min-18.00	min-15.00
	76-832	40	21.00-max	18.01-max	15.01-max
<b>F28</b>					
76-93	76-832	50	min-14.99	min-12.99	min-10.99
	76-832	40	15.00-max	13.00-max	11.00-max
<b>F30</b>					
76-63	76-832	50	min-16.00	min-15.50	min-12.50
	76-832	40	16.01-max	15.51-max	12.51-max
<b>F32</b>					
76-221	76-832	50	min-22.49	min-19.49	min-15.99
	76-832	40	22.50-max	19.50-max	16.00-max
<b>F35</b>					
76-94	76-832	70	min-7.99	min-7.99	min-7.99
	76-832	60	8.00-max	8.00-max	8.00-max
76-2010	76-832	60			
76-2011	76-832	40			
76-2012	76-832	60			
76-2013	76-832	60			
<b>F38</b>					
76-72	76-832	70	min-14.99	min-12.99	min-7.99
	76-832	60	15.00-max	13.00-max	8.00-max
76-2004	76-832	70	min-14.99	min-12.99	min-10.59
	76-832	60	15.00-max	13.00-max	10.60-max
<b>F42</b>					
76-99	76-832	70	min-19.99	min-17.99	min-11.99



# Schaublin Program

Rubber seals

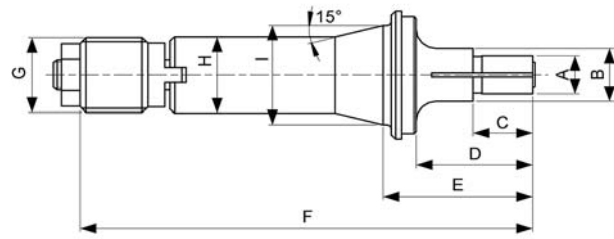
continuation...



Type	Rubber seal	Pos	Round Ø	Square	Hex.
<b>F42</b>	76-832	60	20.00-max	18.00-max	12.00-max
<b>F48</b>					
76-81	76-832	70	min-23.99	min-7.99	min-7.99
	76-832	60	24.00-max	8.00-max	8.00-max
76-2006	76-832	70	min-23.99	min-20.79	min-16.99
	76-832	60	24.00-max	20.80-max	17.00-max
<b>F66</b>					
76-359	76-836	100			
<b>P25</b>					
78-834	M505220	silicon Ø 4			
<b>W25</b>					
80-1923	M505220	silicon Ø 4			

# Schaublin Program

## Expanding arbors typ W



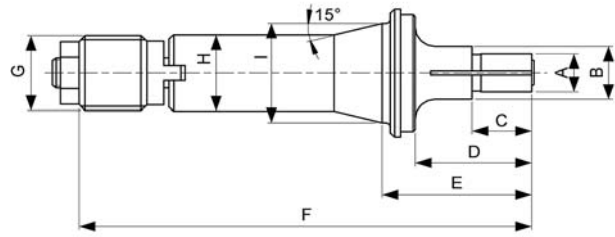
- Standard bores (round, square, hexagonal) according to price list. Other bores on request.

**SCHAUBLIN**

Type	A	B	C	D	E	F	H	I	G
<b>W12</b>									
84-50300	4.00-5.00	8.00	10.00	18.00	24.10	67.50	12.00	16.00	∅ 11.75x1.25/45°/5°
	5.01-6.00	8.00	10.00	18.00	24.10	67.50			
	6.01-8.00	10.00	10.00	18.00	24.10	67.50			
	8.01-10.00	12.00	15.00	20.00	26.10	69.50			
	10.01-12.00	15.00	15.00	20.00	26.10	69.50			
	12.01-15.00	-	20.00	-	28.60	72.00			
	15.01-18.00	-	25.00	-	33.60	77.00			
<b>W20</b>									
84-51300	4.00-5.00	10.00	12.00	24.00	32.00	103.00	20.00	26.30	∅19.70x1.666/45°-5°
	5.01-6.00	10.00	15.00	25.00	33.00	104.00			
	6.01-8.00	12.00	15.00	25.00	33.00	104.00			
	8.01-10.00	14.00	15.00	25.00	33.00	104.00			
	10.01-13.00	16.00	20.00	30.00	38.00	109.00			
	13.01-17.00	20.00	25.00	35.00	43.00	114.00			
	17.01-21.00	24.00	25.00	35.00	43.00	114.00			
	21.01-25.00	28.00	35.00	45.00	53.00	124.00			
	25.01-31.00	-	45.00	-	53.00	124.00			
<b>W25</b>									
84-52300	4.00-5.00	10.00	12.00	24.00	34.00	126.00	25.00	33.70	∅24.70x1.693/45°-5°
	5.01-6.00	12.00	15.00	25.00	35.00	127.00			
	6.01-8.00	16.00	15.00	25.00	35.00	127.00			
	8.01-10.00	16.00	15.00	25.00	35.00	127.00			
	10.01-13.00	16.00	20.00	30.00	40.00	132.00			
	13.01-17.00	20.00	25.00	35.00	45.00	137.00			
	17.01-21.00	24.00	30.00	40.00	50.00	142.00			
	21.01-25.00	28.00	35.00	45.00	55.00	147.00			
	25.01-29.00	32.00	40.00	50.00	60.00	152.00			
	29.01-33.00	36.00	45.00	50.00	60.00	152.00			
	33.01-39.00	-	50.00	-	61.00	153.00			
	39.01-41.00	-	50.00	-	61.00	153.00			

# Schaublin Program

## Expanding arbors type B



- Standard bores (round, square, hexagonal) according to price list. Other bores on request.

**SCHAUBLIN**

Type	A	B	C	D	E	F	H	I	G
<b>B32</b>									
84-10300	5.00-6.00	12.00	15.00	25.00	35.00	135.00	32.00	40.00	Ø29.70x1.693/45°/5°
	6.01-8.00	16.00	15.00	25.00	35.00	135.00			
	8.01-10.00	16.00	15.00	25.00	35.00	135.00			
	10.01-13.00	16.00	20.00	30.00	40.00	140.00			
	13.01-17.00	20.00	25.00	35.00	45.00	145.00			
	17.01-21.00	24.00	30.00	40.00	50.00	150.00			
	21.01-25.00	28.00	35.00	45.00	55.00	155.00			
	25.01-29.00	32.00	40.00	50.00	60.00	160.00			
	29.01-33.00	36.00	45.00	50.00	60.00	160.00			
	33.01-37.00	42.00	50.00	55.00	65.00	165.00			
	37.01-41.00	45.00	55.00	-	66.00	166.00			
	41.01-45.00	45.00	55.00	-	66.00	166.00			

## Toolholders with shank E (8°)

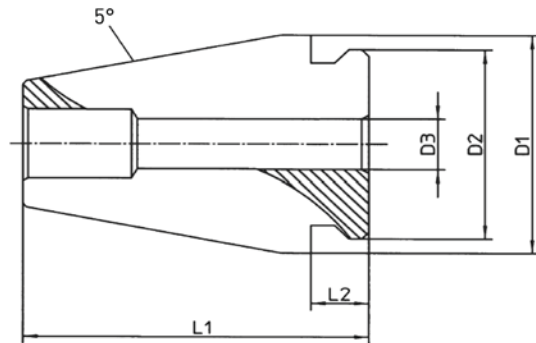



The full Schaublin program is available on request or online

**SCHAUBLIN**

# Schaublin Program

## Collets type D



with special taper for high-speed cutting

This UP quality clamps the nominal diameter

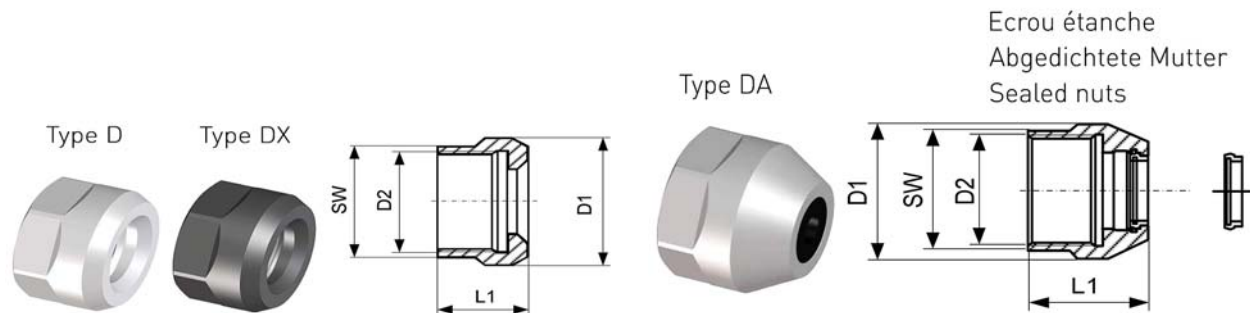
- Standard bores (round, square, hexagonal) according to price list. Other bores on request.

**SCHAUBLIN**

Type	D1	D2	D3	L1	L2
<b>D6</b>					
74-6000	6.10	5.10	0.50-3.17	13.00	2.60
<b>D8</b>					
74-8000	8.13	6.85	0.50-5.00	16.50	2.80
<b>D10</b>					
74-10000	10.14	8.25	0.50-6.00	20.00	3.00
<b>D12</b>					
74-12000	12.65	9.35	0.50-7.00	24.00	3.20
<b>D14</b>					
74-14000	14.15	11.55	0.50-9.00	25.00	3.60
<b>D16</b>					
74-16000	16.65	12.90	0.50-10.00	28.50	4.20
<b>D20</b>					
74-20000	20.18	15.90	0.50-12.70	32.00	4.60
<b>D24</b>					
74-24000	24.18	19.40	0.50-16.00	35.00	5.00
<b>D29</b>					
74-29000	29.18	23.90	1.00-20.00	40.00	5.40

# Schaublin Program

## Balanced nuts for collets type D



- In cases where it is not possible to clean and degrease the thread regularly, the DX nut prevents loosening. When vibration, clamping forces or temperature are very high, the coating prevents the nut from seizing on the collet chuck.

**SCHAUBLIN**

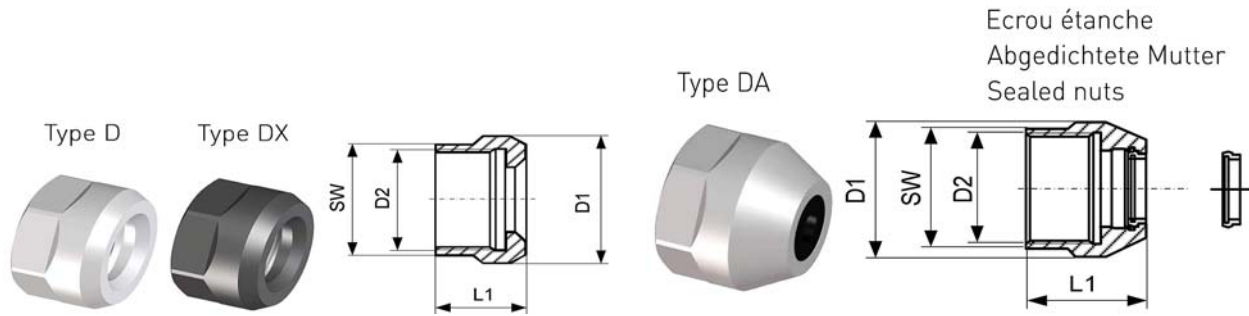
Type	D1	D2	L1	SW	Sealed disc
<b>D6</b>					
68-6700	11.30	M8x0.75	10.00	10.00	-
<b>DX6</b>					
68-6703	11.30	M8x0.75	10.00	10.00	-
<b>D8</b>					
68-8700	13.50	M10x0.75	12.0	12.00	-
<b>DX8</b>					
68-8703	13.50	M10x0.75	12.00	12.00	-
<b>D10</b>					
68-10700	15.70	M12x0.75	14.00	14.00	-
<b>DX10</b>					
68-10703	15.70	M12x0.75	14.00	14.00	-
<b>DA10</b>					
68-10790	15.70	M12x0.75	20.00	14.00	68-10791
<b>D12</b>					
68-12700	20.00	M15x0.75	16.00	18.00	-
<b>DX12</b>					
68-12703	20.00	M15x0.75	16.00	18.00	-
<b>DA12</b>					
68-12790	20.00	M15x0.75	22.00	18.00	68-12791
<b>D14</b>					
68-14700	22.50	M17x1.00	18.00	20.00	-
<b>DX14</b>					
68-14703	22.50	M17x1.00	18.00	20.00	-
<b>DA14</b>					
68-14790	22.50	M17x1.00	24.00	20.00	68-14791
<b>D16</b>					
68-16700	27.00	M20x1.00	19.00	24.00	-
<b>DX16</b>					
68-16703	27.00	M20x1.00	19.00	24.00	-
<b>DA16</b>					
68-16790	27.00	M20x1.00	25.00	24.00	68-16791
<b>D20</b>					
68-20700	30.50	M24x1.00	19.00	27.00	-
<b>DX20</b>					
68-20703	30.50	M24x1.00	19.00	27.00	-



# Schaublin Program

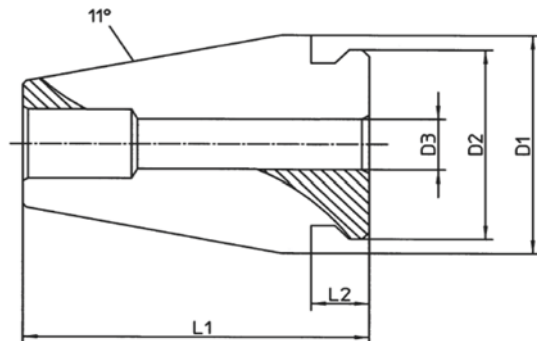
Balanced nuts for collets type D

continuation...



Type	D1	D2	L1	SW	Sealed disc
<b>DA20</b>					
68-20790	30.50	M24x1.00	25.00	27.00	68-20791
<b>D24</b>					
68-24700	36.00	M28x1.00	22.00	32.00	-
<b>DX24</b>					
68-24703	36.00	M28x1.00	22.00	32.00	-
<b>DA24</b>					
68-24790	36.00	M28x1.00	28.00	32.00	68-24791
<b>D29</b>					
68-29700	42.00	M34x1.00	25.00	38.00	-
<b>DX29</b>					
68-29703	42.00	M34x1.00	25.00	38.00	-
<b>DA29</b>					
68-29790	42.00	M34x1.00	31.00	38.00	68-29791

SRP6 compatible collets for high accurate spindles



This quality clamps the nominal diameter

For  $\varnothing$  2.35 - 3.49 L= 26.00

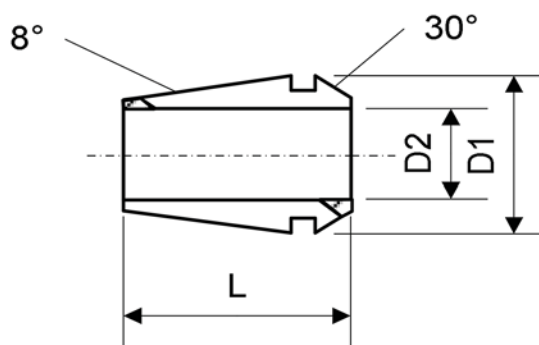

For  $\varnothing$  3.50 - 8.00 L= 36.00

**SCHAUBLIN**

Type	D1	D2	D3	L1	L2
74-2002	13.00	11.20	2.00 - 8.00	19.10	3.20

# Schaublin Program

## ESX collets (DIN 6499-B)



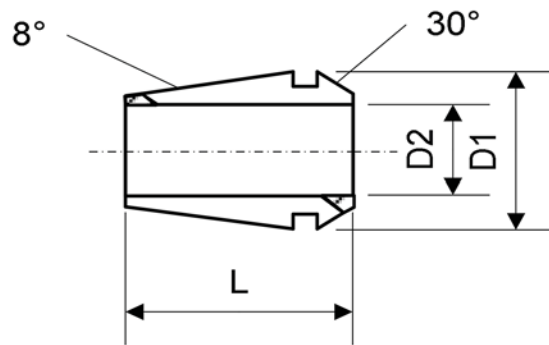

Standard quality  
with compression (S) inwards

**SCHAUBLIN**

Type	D1	D2	L	S
<b>ESX9</b>				
75-9300	9.00	1.00 - 5.00	14.50	0.50
<b>ESX12</b>				
75-12300	12.00	1.00 - 3.00	19.50	0.50
75-12300		4.00 - 7.00		1.00
<b>ESX16</b>				
75-16300	17.00	1.00 - 1.50	27.50	0.50
75-16300		2.00 - 10.00		1.00
<b>ESX20</b>				
75-20300	21.00	1.00 - 1.50	31.50	0.50
75-20300		2.00 - 13.00		1.00
<b>ESX25</b>				
75-25300	26.00	1.00 - 1.50	34.00	0.50
75-25300		2.00 - 16.00		1.00
<b>ESX32</b>				
75-32300	33.00	2.50 - 20.00	40.00	1.00
<b>ESX40</b>				
75-40300	41.00	3.00 - 26.0.0	46.00	1.00

# Schaublin Program

## EX collets (DIN 6499-A)



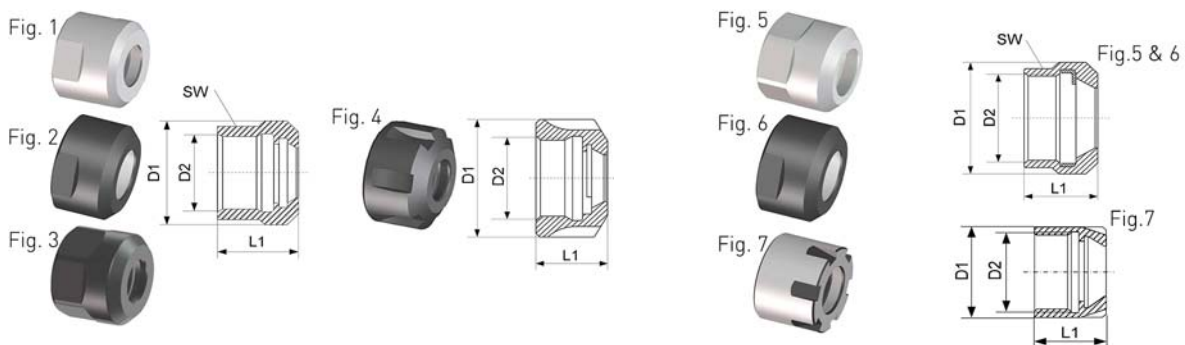
UP Quality  
Clamps the nominal diameter

**SCHAUBLIN**

Type	D1	D2	L
<b>EX9</b>			
75-9200	9.00	0.50 - 5.00	14.50
<b>EX12</b>			
75-12200	11.75	0.50 - 7.00	17.50
<b>EX16</b>			
75-16200	16.70	0.30 - 10.00	27.50
<b>EX20</b>			
75-20200	20.70	1.00 - 13.00	31.50
<b>EX25</b>			
75-25200	25.70	1.00 - 16.00	34.00
<b>EX32</b>			
75-32200	32.70	2.00 - 20.00	40.00
<b>EX40</b>			
75-40200	40.70	3.00 - 26.00	46.00

# Schaublin Program

## EX / EXP / EXM Lock nuts (DIN6499)



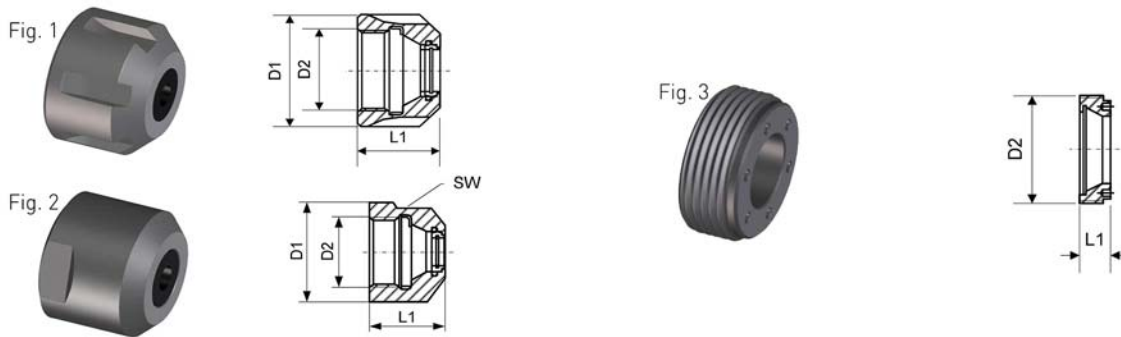
Different wrenches on demand

**SCHAUBLIN**

Type	D1	D2	L1	SW	Fig.
<b>EX9</b>					
61-9730	15.00	M11x0.75	11.50	13.00	1
<b>EX12</b>					
61-12730	19.00	M14x0.75	14.00	17.00	3
<b>EX16</b>					
61-16730	32.00	M22x1.50	18.00	-	4
<b>EX20</b>					
61-20730	35.00	M25x1.50	19.50	-	4
<b>EX25</b>					
61-25730	42.00	M32x1.50	20.50	-	4
<b>EX32</b>					
61-32730	50.00	M40x1.50	23.00	-	4
<b>EX40</b>					
61-40730	63.00	M50x1.50	26.00	-	4
<b>EXP9</b>					
61-9710	13.50	M10x0.75	11.50	12.00	5
<b>EXP12</b>					
91-12710	16.70	M13x0.75	14.00	15.00	3
<b>EXP16</b>					
61-16710	25.00	M20x1.00	18.00	22.00	2
<b>EXP20</b>					
61-20710	30.50	M24x1.00	18.50	27.00	6
<b>EXM11</b>					
61-11772	16.00	M13x0.75	12.10	-	7
<b>EXM16</b>					
61-16772	22.00	M19x1.00	18.00	-	7
<b>EXM20</b>					
61-20772	28.00	M24x1.00	19.50	-	7
<b>EXM25</b>					
61-25772	35.00	M30x1.00	20.50	-	7

# Schaublin Program

## EXA / EXPA / EXF lock nuts (DIN6499)



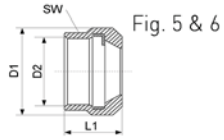
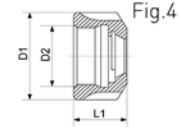

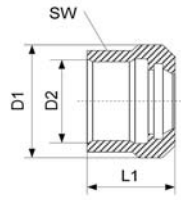
Different wrenches on demande

**SCHAUBLIN**

Type	D1	D2	L1	SW	Fig.
<b>EXA12</b>					
61-12790	19.00	M14x0.75	19.50	17.00	1
<b>EXA16</b>					
61-16790	32.00	M22x1.50	22.50	-	1
<b>EXA20</b>					
61-20790	35.00	M25x1.50	24.00	-	1
<b>EXA25</b>					
61-25790	42.00	M32x1.50	25.00	-	1
<b>EXA32</b>					
61-32790	50.00	M40x1.50	27.50	-	1
<b>EXA40</b>					
61-40790	63.00	M50x1.50	30.50	-	1
<b>EXPA16</b>					
61-16795	25.00	M20x1.00	23.30	22.00	2
<b>EXPA20</b>					
61-20795	30.50	M24x1.00	24.00	27.00	2
<b>EXF16</b>					
61-16777	-	M24x1.00	8.10	-	3
<b>EXF20</b>					
61-20777	-	M28x1.50	10.90	-	3
<b>EXF25</b>					
61-25777	-	M32x1.50	12.50	-	3
<b>EXF32</b>					
61-32777	-	M40x1.50	14.00	-	3

# Schaublin Program

## EXE / EXPE Lock nuts (DIN6499)



Different wrenches on demand

**SCHAUBLIN**

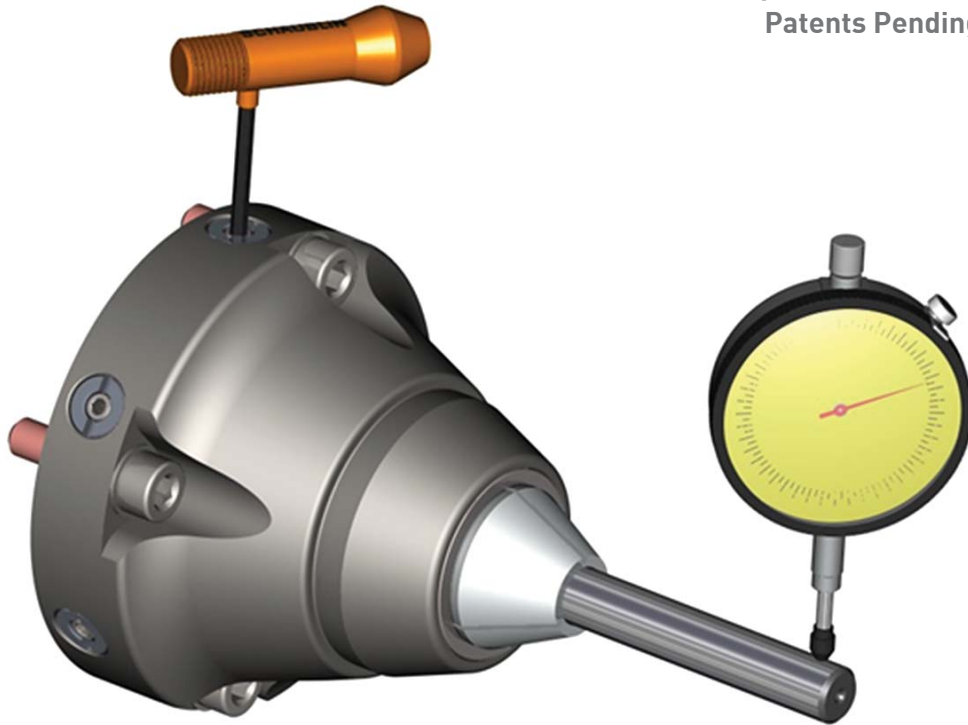
Type	D1	D2	L1	SW	Fig.
<b>EXE9</b>					
61-9720	15.00	M11x0.75	11.50	13.00	1
<b>EXE12</b>					
61-12720	19.00	M14x0.75	14.00	17.00	3
<b>EXE16</b>					
61-16720	32.00	M22x1.50	18.00	-	4
<b>EXE20</b>					
61-20720	35.00	M25x1.50	19.50	-	4
<b>EXE25</b>					
61-25720	42.00	M32x1.50	20.50	-	4
<b>EXE32</b>					
61-32720	50.00	M40x1.50	23.00	-	4
<b>EXE40</b>					
61-40720	63.00	M50x1.50	26.00	-	4
<b>EXPE9</b>					
61-9721	13.50	M10x0.75	11.50	12.00	5
<b>EXPE12</b>					
61-12721	16.70	M13x0.75	14.00	15.00	3
<b>EXPE16</b>					
61-16721	25.00	M20x1.00	18.00	22.00	2
<b>EXPE20</b>					
61-20721	30.50	M24x1.00	18.50	27.00	6

# Schaublin Program

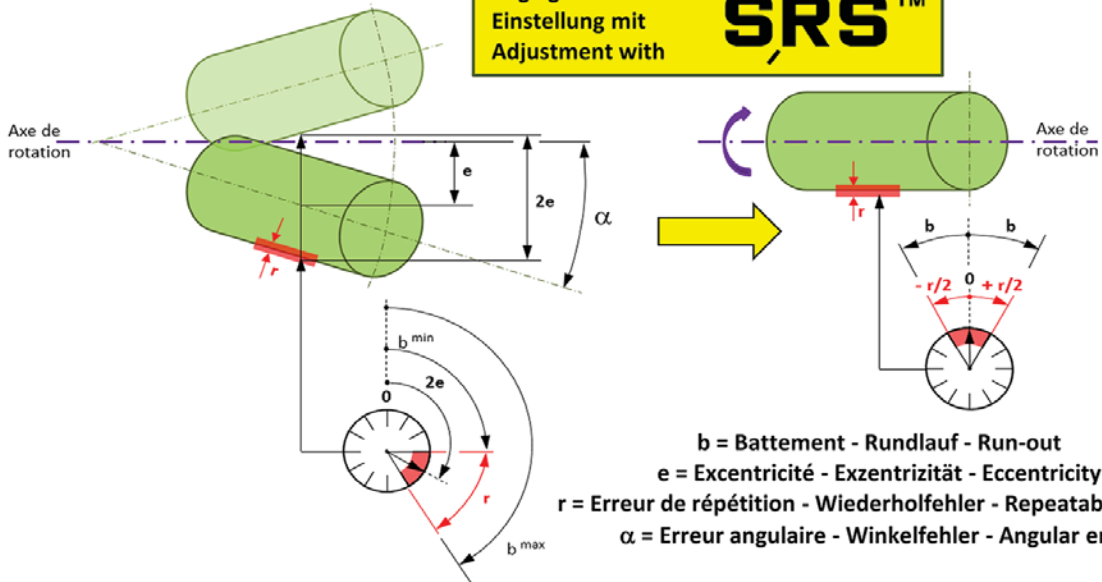
SRS Schaublin Runout adjustment System

**SCHAUBLIN**

European and Other World Patents Pending



Réglage avec  
Einstellung mit  
Adjustment with **SRS™**

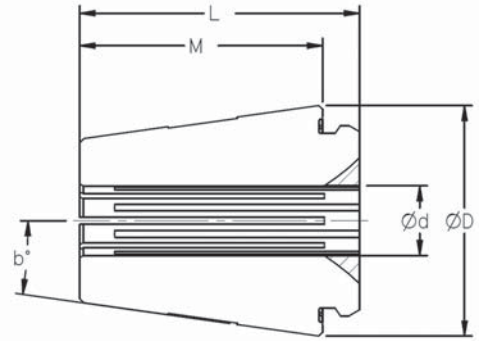
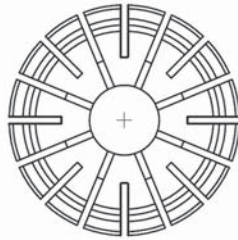






# Tecnopinz collets

## ETS collets



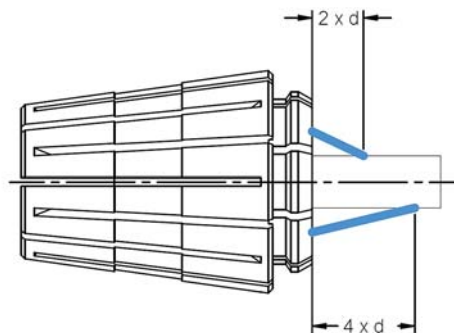

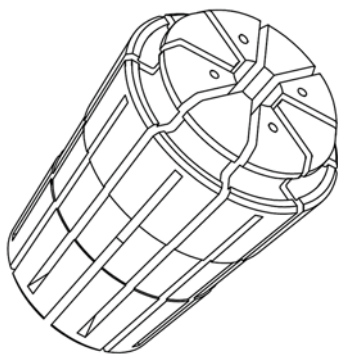
Example item No :  
ETS 40 Ø 22.00 = 1140.2200



Item No	Ø d	Ø D	bore	L	M	b°
<b>ETS 9 collet</b>						
1109.Ø	1.00 - 5.00	9.10	per 0.50	13.00	11.40	8°
<b>ETS 10 collet</b>						
1110.Ø	1.25 - 3.00	10.30	per 0.25	14.00	11.80	8°
1110.Ø	3.25 - 5.00	10.50	per 0.25	14.00	11.80	8°
<b>ETS 12 collet</b>						
1112.Ø	1.25 - 2.50	11.40	per 0.25	17.00	14.20	8°
1112.Ø	3.00 - 7.00	11.70	per 0.50	17.00	14.20	8°
<b>ETS 14 collet</b>						
1114.Ø	1.25 - 2.50	14.35	per 0.25	20.50	17.50	8°
1114.Ø	3.00 - 8.00	14.55	per 0.50	20.50	17.50	8°
<b>ETS 16 collet</b>						
1116.Ø	1.25 - 2.50	16.40	per 0.25	24.00	21.00	8°
1116.Ø	3.00 - 4.00	16.70	per 0.50	24.00	21.00	8°
1116.Ø	5.00 - 10.00	17.00	per 1.00	24.00	21.00	8°
<b>ETS 20 collet</b>						
1120.Ø	1.00 - 2.50	20.40	per 0.25	30.50	26.70	8°
1120.Ø	3.00 - 4.00	20.70	per 0.50	30.50	26.70	8°
1120.Ø	5.00 - 12.00	21.10	per 1.00	30.50	26.70	8°
1120.Ø	13.00	21.10	per 1.00	27.50	23.70	8°
<b>ETS 25 collet</b>						
1125.Ø	1.00 - 2.50	25.30	per 0.25	34.00	29.40	8°
1125.Ø	3.00 - 4.00	25.70	per 0.50	34.00	29.40	8°
1125.Ø	5.00 - 16.00	26.10	per 1.00	34.00	29.40	8°
<b>ETS 32 collet</b>						
1132.Ø	1.50 - 3.00	32.40	per 0.50	40.00	34.70	8°
1132.Ø	4.00 - 20.00	33.10	per 1.00	40.00	34.70	8°
<b>ETS 40 collet</b>						
1140.Ø	4.00 - 26.00	41.10	per 1.00	45.00	39.60	8°

# Tecnopinz collets

## ETS Spray collets



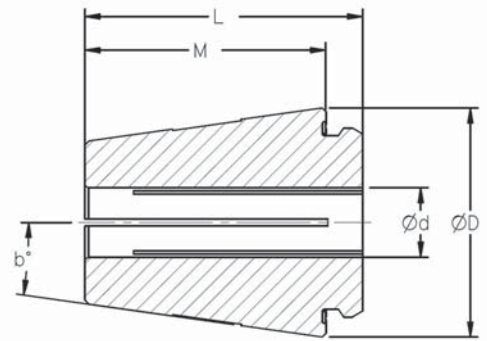
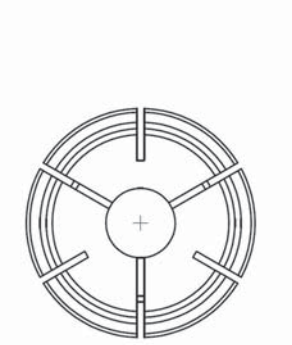
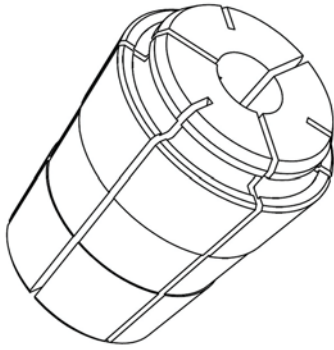
Example item No. :  
ETS 16-S Ø 4.00 = 1116.0400-S



Item No	Ø d	Ø D	bore	L	M	b°
<b>ETS 9S collet</b>						
1109.Ø-S	1.00 - 5.00	9.10	per 0.50	13.00	11.40	8°
<b>ETS 10S collet</b>						
1110.Ø-S	1.25 - 3.00	10.30	per 0.25	14.00	11.80	8°
1110.Ø-S	3.25 - 5.00	10.50	per 0.25	14.00	11.80	8°
<b>ETS 12S collet</b>						
1112.Ø-S	1.25 - 2.50	11.40	per 0.25	17.00	14.20	8°
1112.Ø-S	3.00 - 7.00	11.70	per 0.50	17.00	14.20	8°
<b>ETS 14S collet</b>						
1114.Ø-S	1.25 - 2.50	14.35	per 0.25	20.50	17.50	8°
1114.Ø-S	3.00 - 8.00	14.55	per 0.50	20.50	17.50	8°
<b>ETS 16S collet</b>						
1116.Ø-S	1.25 - 2.50	16.40	per 0.25	24.00	21.00	8°
1116.Ø-S	3.00 - 4.00	16.70	per 0.50	24.00	21.00	8°
1116.Ø-S	5.00 - 10.00	17.00	per 1.00	24.00	21.00	8°
<b>ETS 20S collet</b>						
1120.Ø-S	1.00 - 2.50	20.40	per 0.25	30.50	26.70	8°
1120.Ø-S	3.00 - 4.00	20.70	per 0.50	30.50	26.70	8°
1120.Ø-S	5.00 - 12.00	21.10	per 1.00	30.50	26.70	8°
1120.Ø-S	13.00	21.10	per 1.00	27.50	23.70	8°
<b>ETS 25S collet</b>						
1125.Ø-S	1.00 - 2.50	25.30	per 0.25	34.00	29.40	8°
1125.Ø-S	3.00 - 4.00	25.70	per 0.50	34.00	29.40	8°
1125.Ø-S	5.00 - 16.00	26.10	per 1.00	34.00	29.40	8°
<b>ETS 32S collet</b>						
1132.Ø-S	1.50 - 3.00	32.40	per 0.50	40.00	34.70	8°
1132.Ø-S	4.00 - 20.00	33.10	per 1.00	40.00	34.70	8°
<b>ETS 40S collet</b>						
1140.Ø-S	4.00 - 26.00	41.10	per 1.00	45.00	39.60	8°

# Tecnopinz collets

## ETA collets



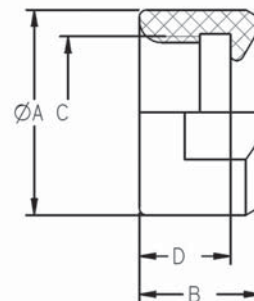
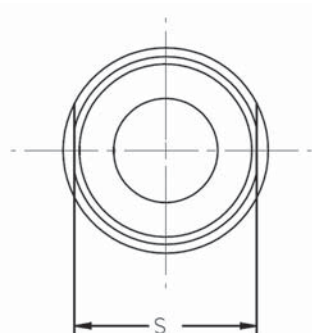
Example item No. :  
ETA 16  $\varnothing$  0.30 = 1016.0030



Item No	$\varnothing d$	$\varnothing D$	bore	L	M	$b^\circ$
<b>ETA 6 collet</b>						
1006. $\varnothing$	0.20 - 2.00	6.00	per 0.10	11.00	9.00	5°
<b>ETA 8 collet</b>						
1008. $\varnothing$	0.20 - 4.00	8.00	per 0.10	13.20	11.00	5°
<b>ETA 9 collet</b>						
1009. $\varnothing$	0.20 - 1.00	9.10	per 0.10	13.20	11.00	8°
<b>ETA 10 collet</b>						
1010. $\varnothing$	0.20 - 5.50	10.00	per 0.10	14.00	11.80	8°
<b>ETA 12 collet</b>						
1012. $\varnothing$	0.20 - 1.00	11.40	per 0.10	17.00	14.20	8°
<b>ETA 14 collet</b>						
1014. $\varnothing$	0.20 - 1.00	14.20	per 0.10	20.50	17.50	8°
<b>ETA 16 collet</b>						
1016. $\varnothing$	0.20 - 10.00	16.20	per 0.10	24.00	21.00	8°

# Tecnopinz collets

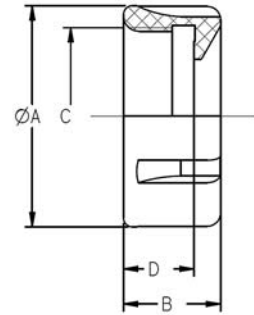
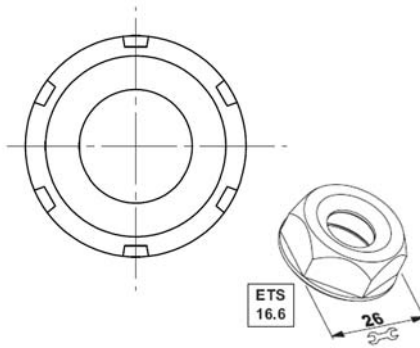
## ETS & ETA lock nuts with 2 flats



Item No	Ø A	B	C	S	D
<b>ETA 6 nut</b>					
2006.0000	14.00	8.00	M10 x 0.50	13.00	6.30
2006.1000	10.50	8.00	M8 x 0.50	9.00	6.30
<b>ETA 8 nut</b>					
2008.0000	18.00	8.00	M14 x 1.00	17.00	6.00
2008.1000	12.50	8.00	M10 x 0.75	11.00	6.00
<b>ETA 9 nut</b>					
2009.0000	13.50	8.00	M10 x 0.75	12.00	6.00
2009.1000	15.00	8.00	M11 x 0.75	13.00	6.00
<b>ETA 10 nut</b>					
2010.0000	18.00	8.00	M14 x 1.00	17.00	6.00
2010.1000	15.00	8.00	M12 x 0.75	13.00	6.00
<b>ETA 12 nut</b>					
2012.0000	19.00	12.00	M14 x 0.75	17.00	9.00
2012.1000	18.00	12.00	M13 x 0.75	16.00	9.00
110.141	25.00	12.50	M18 x 1.50	22.00	10.00
110.143	25.00	12.50	M14 x 0.75	17.00	10.00
<b>ETA 16 nut</b>					
2016.1000	26.50	15.00	M22 x 1.50	25.00	11.00
2016.2000	24.70	15.00	M19 x 1.00	22.00	11.00
2016.3000	26.70	15.00	M20 x 1.00	24.00	11.00
2016.4000	30.00	12.00	M22 x 1.50	26.00	9.00
<b>ETA 20 nut</b>					
2020.1000	32.00	16.50	M24 x 1.00	28.00	12.00
2020.2000	32.00	16.50	M25 x 1.50	28.00	12.00

# Tecnopinz collets

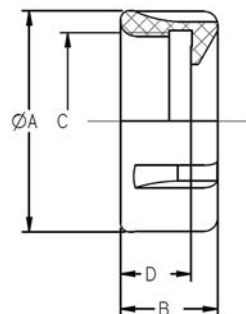
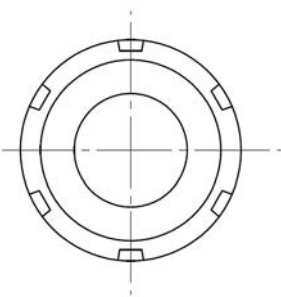
## ETS & ETA lock profil nuts



Item No	Ø A	B	C	D
<b>ETS 14 nut</b>				
3014.0000	22.00	11.20	M17 x 1.00	8.70
<b>ETS 16 nut</b>				
3016.0000	32.00	15.00	M22 x 1.50	11.00
4016.5000	30.00	12.00	M22 x 1.50	9.00
<b>ETS 20 nut</b>				
3020.0000	35.00	16.50	M25 x 1.50	12.00
<b>ETS 25 nut</b>				
3025.0000	42.00	18.50	M32 x 1.50	14.00
3025.1000	42.00	18.50	M30 x 1.00	14.00
<b>ETS 32 nut</b>				
3032.0000	50.00	22.00	M40 x 1.50	16.00
<b>ETS 40 nut</b>				
3040.0000	63.00	25.00	M50 x 1.50	18.50

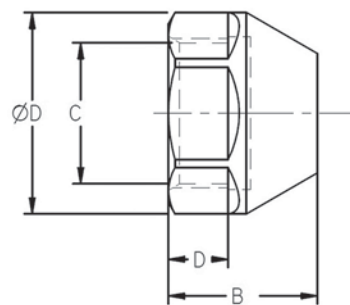
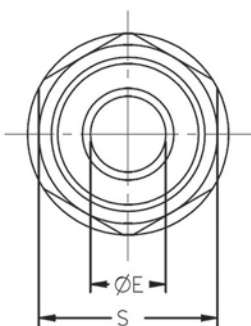
# Tecnopinz collets

## ETS & ETA Profile lock nut left hand thread



Item No	Ø A	B	C	D
<b>ETS 25 nut</b>				
3025.2000	42.00	18.50	M32 x 1.50 (L)	14.00
3025.3000	42.00	18.50	M30 x 1.00 (L)	14.00
<b>ETS 32 nut</b>				
3032.1000	50.00	22.00	M40 x 1.50 (L)	16.00
<b>ETS 40 nut</b>				
3040.1000	63.00	25.00	M50 x 1.50 (L)	18.50

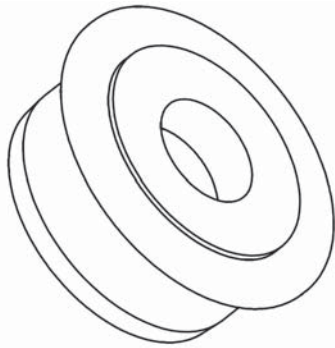
## ETS & ETA FLUID lock nuts



Item No	Ø D	Ø E	B	C	D
<b>ETA / ETS 16 nut</b>					
2016.0000-F	27.00	8.00	20.00	M20 x 1.00	11.00
2016.0000-F	27.00	10.00	20.00	M20 x 1.00	11.00
<b>ETA / ETS 20 nut</b>					
2020.0000-F	32.00	10.00	22.00	M25 x 1.50	12.00
2020.0000-F	32.00	12.00	22.00	M25 x 1.50	12.00
<b>ETA / ETS 25 nut</b>					
2025.0000-F	40.00	14.00	24.60	M32 x 1.50	14.00
2025.0000-F	40.00	16.00	24.60	M32 x 1.50	14.00
<b>ETA / ETS 32 nut</b>					
2032.0000-F	50.00	18.00	27.50	M40 x 1.50	16.00
2032.0000-F	50.00	20.00	27.50	M40 x 1.50	16.00

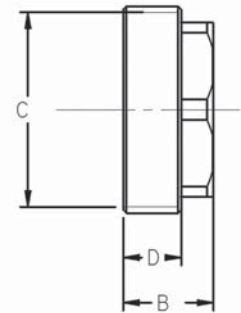
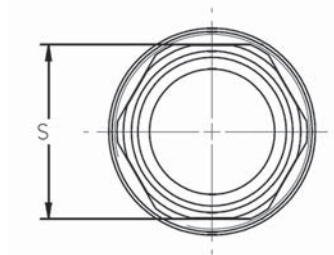
# Tecnopinz collets

## ETS & ETA Fluid sealing discs



Item No	Ø d	Ø D	bore
<b>ETA / ETS 16 disc</b>			
2016.0000-D	3.00 - 6.00	10.00	per 1.00
<b>ETS 20 disc</b>			
2020.0000-D	3.00 - 8.00	12.00	per 1.00
<b>ETS 25 disc</b>			
2025.0000-D	3.00 - 12.00	16.00	per 1.00
<b>ETS 32 disc</b>			
2032.0000-D	3.00 - 16.00	20.00	per 1.00

## ETS-X lock nuts



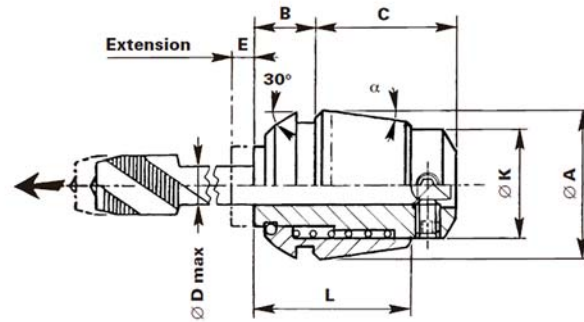
Item No	B	C	S	D
<b>ETA / ETS 16 nut</b>				
3016.0000-X	12.00	M24 x 1.00	21.00	7.00
<b>ETS 20 nut</b>				
3020.0000-X	13.00	M28 x 1.50	25.00	8.00
<b>ETS 25 nut</b>				
3025.0000-X	14.00	M32 x 1.50	27.00	9.00
<b>ETS 32 nut</b>				
3032.0000-X	15.00	M40 x 1.50	35.00	10.00





# PCM tapping collets

ET1 / RT1 Standard sizes



Item No	DIN Gr.	$\alpha$	D max	A	B	C	E	K	L
<b>ET1</b>									
ET1-12...	11	8°	3.55	11.50	8.50	13.00	5.50	7.00	18.00
ET1-16...	16	8°	6.30	17.00	10.50	18.00	7.00	11.00	22.00
ET1-20...	20	8°	7.10	21.00	11.50	19.50	7.00	14.00	24.00
ET1-25...	25	8°	10.00	26.00	13.50	20.50	8.00	19.00	26.00
ET1-32...	32	8°	12.50	33.00	14.50	28.50	10.00	23.00	33.00
ET1-40...	40	8°	17.00	41.00	15.50	38.50	13.00	28.00	42.00
<b>RT1</b>									
RT1-61...	10	2.85°	6.30	15.15	9.00	18.00	7.00	11.00	22.00
RT1-62...	12	2.85°	7.10	17.75	9.50	21.50	7.00	14.00	24.00
RT1-63...	16	2.85°	10.00	22.65	12.50	22.00	8.00	19.00	26.00
RT1-64...	20	2.85°	12.50	27.40	14.00	29.00	10.00	23.00	33.00
RT1-65...	25	2.85°	17.00	32.90	14.00	38.00	13.00	28.00	40.00

# PCM tapping collets

## ET1 / RT1 collets



**ET1 (DIN 6499, ER/ESX, 8°)**

**RT1 (DIN 6388, 2.85°)**

To place an order for the RT1 tapping collet series,  
please replace ET1 by RT1.

Example : ET1-16400 = RT1-16400

Ø Shank	ET1-12	ET1-16	ET1-20	ET1-25	ET1-32	ET1-40	ISO/DIN/Japan
1.00	ET1-12100AL	ET1-16100AL					
1.40	ET1-12140	ET1-16140					D
1.50	ET1-12150AL	ET1-16150AL					
1.60	ET1-12160	ET1-16160					D
1.80	ET1-12180	ET1-16180					D
2.00	ET1-12200	ET1-16200					I
2.20	ET1-12221	ET1-16221	ET1-20221				D
2.24	ET1-12224	ET1-16224	ET1-20224				I
2.50	ET1-12250	ET1-16250	ET1-20250	ET1-25250			I/D
2.80	ET1-12280	ET1-16280	ET1-20280	ET1-25280			I/D
3.00	ET1-12300	ET1-16300	ET1-20300	ET1-25300			J
3.15	ET1-12315	ET1-16315	ET1-20315	ET1-25315			I
3.50	ET1-12350	ET1-16350	ET1-20350	ET1-25350			D
3.55	ET1-12355	ET1-16355	ET1-20355	ET1-25355			I
4.00		ET1-16400	ET1-20400	ET1-25400			I/D/J
4.50		ET1-16450	ET1-20450	ET1-25450	ET1-32450		I/D
5.00		ET1-16500	ET1-20500	ET1-25500	ET1-32500		I/J
5.50		ET1-16550	ET1-20550	ET1-25550	ET1-32550		D/J
5.60		ET1-16560	ET1-20560	ET1-25560	ET1-32560		I
6.00		ET1-16600	ET1-20600	ET1-25600	ET1-32600	ET1-40600	D/J
6.20		ET1-16620	ET1-20620	ET1-25620	ET1-32620	ET1-40620	J
6.30		ET1-16630	ET1-20630	ET1-25630	ET1-32630	ET1-40630	I
7.00			ET1-20700	ET1-25700	ET1-32700	ET1-40700	D/J
7.10				ET1-25710	ET1-32710	ET1-40710	I
8.00				ET1-25800	ET1-32800	ET1-40800	I/D/J
8.50				ET1-25850	ET1-32850	ET1-40850	J
9.00				ET1-25900	ET1-32900	ET1-40900	I/D
10.00				ET1-25100	ET1-32100	ET1-40100	I/D
10.50					ET1-32105	ET1-40105	J
11.00					ET1-32110	ET1-40110	D
11.20					ET1-32112	ET1-40112	I
12.00					ET1-32120	ET1-40120	D
12.50					ET1-32125	ET1-40125	I/J
14.00						ET1-40140	I/D/J

# PCM tapping collets

ET1 / RT1 collets

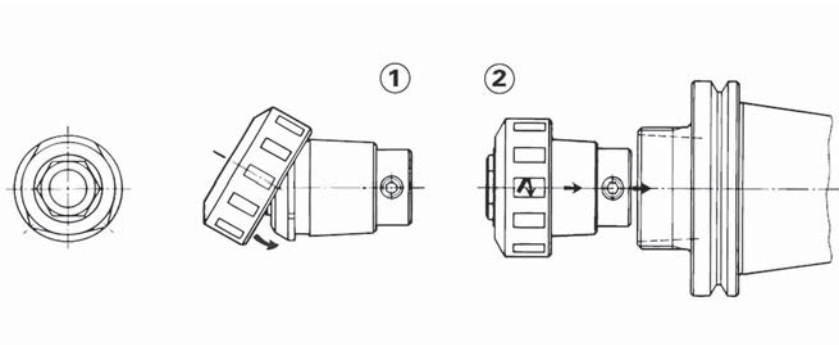
continuation ...



∅ Shank	ET1-40	ET1-50	ISO/DIN/Japan
15.00	ET1-40150		J
16.00	ET1-40160		I/D
17.00	ET1-40170		J
18.00		ET1-50180	I/D
20.00		ET1-50200	I/D/J
22.00		ET1-50220	D

# PCM tapping collets

## ET1 / RT1 collets with inch $\emptyset$ Shanks



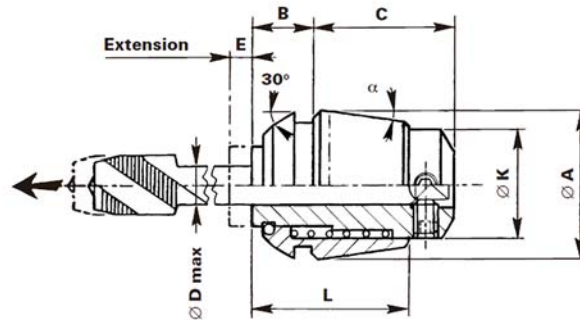
- INSERT TOGETHER tapping collet with tap and pre-assembled nut into the toolholder, as shown on fig. 2.
- ENGAGE the nut with the extractor in the collet groove as shown on fig. 1
- The power clamping nuts are recommended for heavy tapping operations.



Inch $\emptyset$ Shank	$\emptyset$ Shank	ET1-12	ET1-16	ET1-20	ET1-25	ET1-32	ET1-40
0.141	3.580	ET1-12141	ET1-16141	ET1-20141	ET1-25141		
0.168	4.270		ET1-16168	ET1-20168	ET1-25168	ET1-32168	
0.194	4.930		ET1-16194	ET1-20194	ET1-25194	ET1-32194	
0.220	5.590		ET1-16220	ET1-20220	ET1-25220	ET1-32220	
0.255	6.480			ET1-20255	ET1-25255	ET1-32255	ET1-40255
0.318	8.080				ET1-25318	ET1-32318	ET1-40318
0.323	8.205				ET1-25323	ET1-32323	ET1-40323
0.367	9.320				ET1-25367	ET1-32367	ET1-40367
0.381	9.680				ET1-25381	ET1-32381	ET1-40381
0.429	10.900					ET1-32429	ET1-40429
0.437	11.113					ET1-32437	ET1-40437
0.480	12.192					ET1-32480	ET1-40480
0.542	13.770						ET1-40542
0.562	14.290						ET1-40562
0.590	14.990						ET1-40590
0.652	16.560						ET1-40652
0.697	17.700						ET1-40697

# PCM tapping collets

## Taps shank diameters



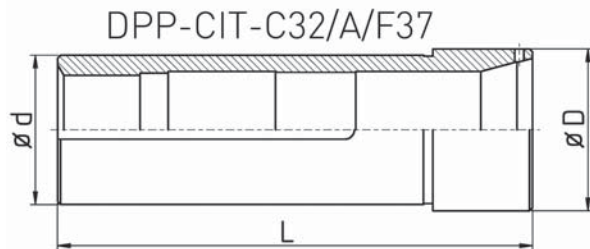
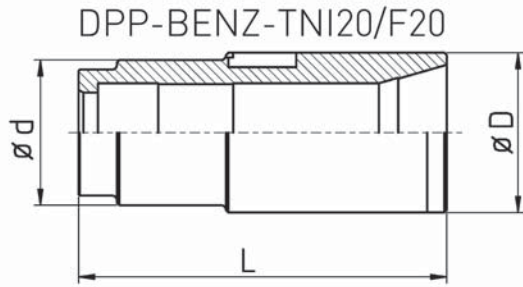
- The above mentioned diameters also apply to other norms as : DIN 351 / 356 / 2182 / 2183 / 5156 / 5157.
- The above \* 2.24 MF3 ISO 2283 diameter is valid for a long shank execution only.
- The watch-makers taps are normless.

Thread	ISO 529	ISO 2283	DIN 371 (DIN 2181)	DIN 376	DIN 357 (DIN 374) MF	DIN 352	Japan
M1.00	2.50		2.50			2.50	3.00
M1.10	2.50		2.50			2.50	3.00
M1.20	2.50		2.50			2.50	3.00
M1.40	2.50		2.50			2.50	3.00
M1.60	2.50		2.50			2.50	3.00
M1.70	2.50		2.50			2.50	3.00
M1.80	2.50		2.50			2.50	3.00
M2.00	2.50	2.50	2.80		1.40	2.80	3.00
M2.00	2.80	2.80	2.80		1.60	2.80	3.00
M2.30	2.80	2.80	2.80		1.60	2.80	3.00
M2.50	2.80	2.80	2.80		1.80	2.80	3.00
M2.60	2.80	2.80	2.80		1.80	2.80	3.00
M3.00	3.15	3.15	3.50	2.20	2.20	3.50	4.00
MF3.00		*2.24					
M3.50	3.55	3.55	4.00	2.50	2.50	4.00	4.00
M4.00	4.00	3.15	4.50	2.80	2.80	4.50	5.00
M4.50	4.50	3.55			3.50	6.00	5.00
M5.00	5.00	4.00	6.00	3.50	3.50	6.00	5.50
M6.00	6.30	4.50	6.00	4.50	4.50	6.00	6.00
M7.00	7.10	5.60	7.00		5.50	6.00	6.20
M8.00	8.00	6.30	8.00	6.00	6.00	6.00	6.20
M9.00		7.10	9.00		7.00	7.00	7.00
M10.00	10.00	8.00	10.00	7.00	7.00	7.00	7.00
M11.00			11.00		8.00	8.00	8.00
M12.00	9.00	9.00	12.00	9.00	9.00	9.00	8.50
M14.00	11.20	11.20		11.00	11.00	11.00	10.50
M16.00	12.50	12.50		12.00	12.00	12.00	12.50
M18.00	14.00	14.00		14.00	14.00	14.00	14.00
M20.00	14.00	14.00		16.00	16.00	16.00	15.00
M22.00	16.00	16.00		18.00	18.00	18.00	17.00
M24.00	18.00	18.00		18.00	18.00	18.00	19.00
M27.00	20.00	20.00			20.00	20.00	20.00
M30.00	20.00	20.00			20.00	22.00	23.00



# Collet Sleeves

## Collet sleeves



A = main spindle  
 B = sub spindle  
 X = compatible nut available - see next pages

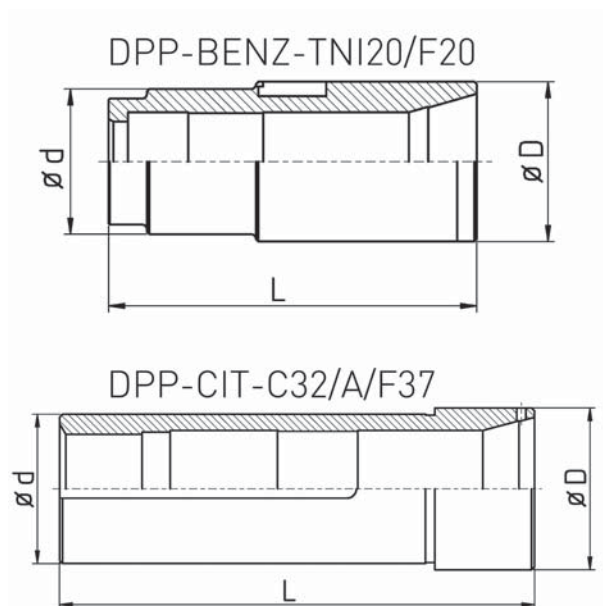
Item No	Spindle A/B	D	d	L	Collet	Nut
<b>BECHLER AR10</b>						
DPP-BECH-A10/F14		24.00	20.00	62.00	117E / F14	
<b>BENZINGER TNI 20</b>						
DPP-BENZ-TNI20/F20		33.00	30.00/26.00	75.90	173E / F48	
<b>BOLEY BC42</b>						
DPP-BOLE-BC42/F48		64.50	60.00	160.20	173E / F20	
<b>CITIZEN A20</b>						
DPP-CIT-A20/AB/F25	A+B	44.00	42.00/40.00	126.00	145E / F25	
<b>CITIZEN A32</b>						
DPP-CIT-A32/A/F37	A	61.00	58.00	171.00	1536E / F37	
DPP-CIT-A32/B/F37	B	58.10	54.00	147.70	1536E / F37	
DPP-CIT-A32/B/F25	B	58.10	54.00	147.70	145E / F25	
<b>CITIZEN B12</b>						
DPP-CIT-B12/F15	A	24.50	23.00	89.00	120E / F15	X
DPP-CIT-B12/A/F16	A	24.50	23.00	89.00	1212 / F16	X
DPP-CIT-B12/B/F10v10	B	28.00	23.00	90.00	109E / F10	X
DPP-CIT-B12/B/F13	B	28.00	23.00	90.00	116E / F13	X
DPP-CIT-B12/B/F15	B	28.00	23.00	90.00	120E / F15	X
DPP-CIT-B12/B-F16	A	28.00	23.00	90.00	1212E / F16	X
<b>CITIZEN C32</b>						
DPP-CIT-C32/A/F37	A	54.00	48.00	152.50	1536E / F37	X
DPP-CIT-C32/B/F37	B	53.00	49.00	147.50	1536E / F37	X
<b>CITIZEN E16</b>						
DPP-CIT-E16/B/F25	B	45.00	38.00	134.50	145E / F25	X
<b>CITIZEN E32</b>						
DPP-CIT-E32/A/F37	A	59.00	50.00	142.00	1536E / F37	
DPP-CIT-E32/B/F37	B	59.00	50.00	160.00	1536E / F37	
<b>CITIZEN K12</b>						
DPP-CIT-K12/A/F15	A	33.00	28.00	180.00	120E / F15	
DPP-CIT-K12/A/F16	A	33.00	28.00	180.00	1212E / F16	
DPP-CIT-K12/B/F8v10	B	30.00	30.00	107.00	101E / F8	X
DPP-CIT-K12/B/F10v15	B	30.00	30.00	126.00	109 / F10	X



# Collet Sleeves

Collet sleeves

continuation ...



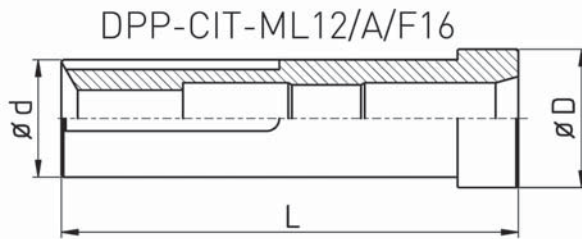
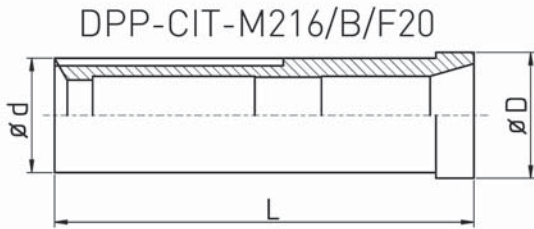
A = main spindle  
 B = sub spindle  
 X = compatible nut available - see next pages

Item No	Spindle A/B	D	d	L	Collet	Nut
<b>CITIZEN K12</b>						
DPP-CIT-K12/B/F13	B	30.00	30.00	110.00	116E / F13	X
DPP-CIT-K125/B/F15	B	30.00	30.00	110.00	120E / F15	X
DPP-CIT-K12/B/F15v15	B	30.00	30.00	128.00	120E / F15	X
DPP-CIT-K12/B/F16	B	30.00	30.00	110.00	1212E / F16	X
<b>CITIZEN K16</b>						
DPP-CIT-K16/A/F20	A	33.00	28.00	180.00	138E / F20	
DPP-CIT-K16/A/F22	A	33.00	28.00	180.00	140E / F22	
DPP-CIT-K16/B/F20	B	33.00	30.00	110.00	138E / F20	X
<b>CITIZEN L16VI/VII; M20; L20</b>						
DPP-CIT-L16/A/F25	A	46.00	35.00	103.00	145E / F25	X
<b>CITIZEN L16</b>						
DPP-CIT-L16/B/F15v	B	44.00	35.00	141.50	120E / F15	X
DPP-CIT-L16/B/F16v	B	44.00	35.00	141.50	1212E / F16	X
DPP-CIT-L16/B/F20	B	44.00	35.00	121.50	138E / F20	X



# Collet Sleeves

## Collet sleeves 2



A = main spindle  
 B = sub spindle  
 X = compatible nut available - see next pages

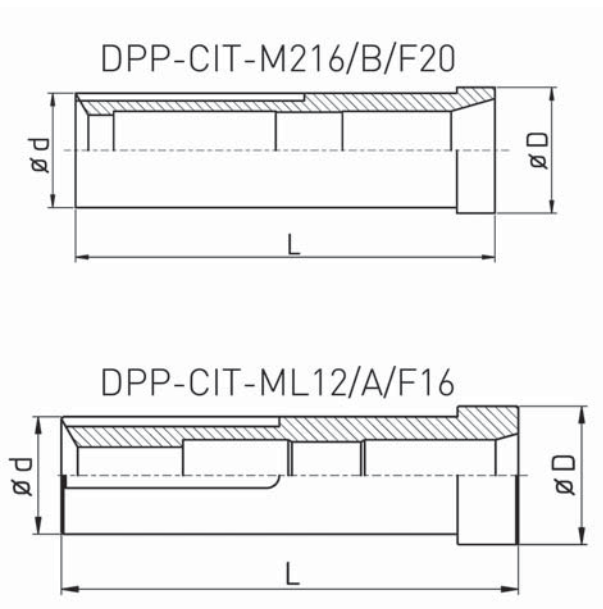
Item No	Spindle A/B	D	d	L	Collet	Nut
<b>CITIZEN L16VII;N20</b>						
DPP-CIT-L16/B/F25	B	44.00	35.00	121.50	145E / F25	X
<b>CITIZEN L520VII</b>						
DPP-CIT-L520/A/F25	A	41.50	35.00	198.00	145E / F25	X
DPP-CIT-L520/B/F25	B	41.00	35.00	121.50	145E / F25	X
<b>CITIZEN M12</b>						
DPP-CIT-M12/B/F13	B	28.00	24.50	98.00	116E / F13	X
DPP-CIT-M12/B/F15	B	28.00	24.50	98.00	120E / F15	X
<b>CITIZEN M16</b>						
DPP-CIT-M16/A/F16	A	36.00	30.00	108.70	1212E / F16	
DPP-CIT-M16/A/F25	A	36.00	30.00	110.00	144E / F25	
DPP-CIT-M16/B/F10v15	B	33.00	30.00	127.50	109E / F10	X
DPP-CIT-M16/B/F13	B	33.00	30.00	110.00	116E / F13	X
DPP-CIT-M16/B/F16	B	30.00	30.00	108.70	1212E / F16	X
<b>CITIZEN M216</b>						
DPP-CIT-M216/A/F20	A	36.00	30.00	110.00	138E / F20	
DPP-CIT-M216/A/F22	A	36.00	30.00	110.00	140E / F22	
DPP-CIT-M216/B/F13v15	B	33.00	30.00	128.00	116E / F13	X
DPP-CIT-M216/B/F15	B	33.00	30.00	110.00	120E / F15	X
DPP-CIT-M216/B/F15v15	B	33.00	30.00	128.00	120E / F15	X
DPP-CIT-M216/B/F16v15	B	33.00	30.00	128.00	1212E / F16	X
DPP-CIT-M216/B/F20	B	33.00	30.00	110.00	138E / F20	X
DPP-CIT-M216/B/F22	B	33.00	30.00	110.00	140E / F22	X
<b>CITIZEN M32</b>						
DPP-CIT-M32/A/F37	A	53.80	48.00	155.00	1536E / F37	X
DPP-CIT-M32/B/F37	B	53.00	49.00	147.50	1536E / F37	X
<b>CITIZEN M432</b>						
DPP-CIT-M432/A/F37	A	58.50	54.00	152.50	1536E / F37	X
DPP-CIT-M432/A/F25	A	58.50	54.00	152.50	145E / F25	X
DPP-CIT-M432/A/F20	A	58.50	54.00	152.50	138E / F20	X
DPP-CIT-M432/B/F37	B	53.00	50.00	147.50	1536E / F37	X
DPP-CIT-M432/B/F25	B	53.00	50.00	147.50	145E / F25	X



# Collet Sleeves

Collet sleeves 2

continuation ...



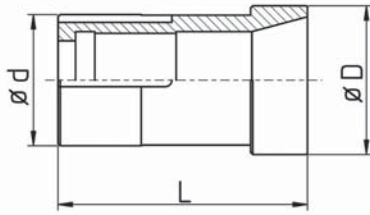
A = main spindle  
 B = sub spindle  
 X = compatible nut available - see next pages

Item No	Spindle A/B	D	d	L	Collet	Nut
<b>CITIZEN M432</b>						
DPP-CIT-M432/B/F20	B	53.00	50.00	150.50	138E / F20	X
<b>CITIZEN ML12</b>						
DPP-CIT-ML12/A/F13	A	33.00	28.00	109.00	116E / F13	X
DPP-CIT-ML12/A/F15	A	33.00	28.00	109.00	120E / F15	X
DPP-CIT-ML12/A/F16	A	33.00	28.00	109.00	1212E / F16	X
<b>CITIZEN R04</b>						
DPP-CIT-R04/F8		21.00	15.50	84.30	101E / F8	
<b>CITIZEN R07</b>						
DPP-CIT-R07/B/F8	B	21.70	21.00	84.30	101E / F8	X
DPP-CIT-R07/B/F10	B	23.70	21.00	80.00	109E / F10	X
DPP-CIT-R07/B/F13	B	23.70	21.00	79.50	116E / F13	
DPP-CIT-R07/B/F15	B	23.70	21.00	79.50	120E / F15	X
DPP-CIT-R07/B/F16	B	23.70	21.00	79.50	1212E / F16	X
<b>ERGOMAT B60</b>						
DPP-ERGO-B600F66		88.00	74.00	138.00	185E / F66	

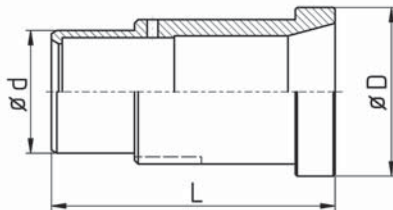
# Collet Sleeves

## Collet sleeves 3

DPP-FEIN-FA15//F22



DPP-GILD-GLD25//30



A = main spindle  
 B = sub spindle  
 X = compatible nut available - see next pages

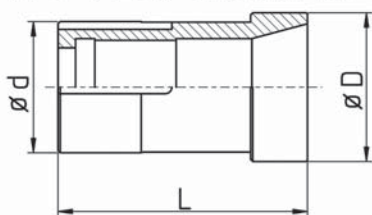
Item No	Spindle A/B	D	d	L	Collet	Nut
<b>FEINLER FA10</b>						
DPP-FEIN-FA10/F15		24.00	20.00	86.00	120E/F15	X
<b>FEINLER FA15</b>						
DPP-FEIN-FA15/F22		37.00/32.00	27.00	61.00	140E/F22	X
<b>GAUTHIER GM12,GM127</b>						
DPP-GAUT-GM12/F15		24.00	18.00	97.80	120E/F15	
<b>GAUTHIER GM127</b>						
DPP-GAUT-GM127/F15		24.00	20.00	85.00	120E/F15	
<b>GILDEMEISTER GD16</b>						
DPP-GILD-GD16/F20		30.60	26.00	76.00	136E/F20	
<b>GILDEMEISTER GD25</b>						
DPP-GILD-GD25/F30		47.00/40.00	34.00	78.50	144E/F30	
<b>GILDEMEISTER Sprint 20</b>						
DPP-GILD-SPRINT20/F25		40.70	37.00	89.50	145E/F25	
<b>GILDEMEISTER Sprint 42</b>						
DPP-GILD-SPRINT42/AF48	A	65.00	57.00	118.60	173E/F48	
DPP-GILD-SPRINT42/BF48	B	65.00	57.00	110.50	173E/F48	
<b>HANWHA B12</b>						
DPP-HAN-B12/F16		24.50	23.00	89.00	1212E/F16	
<b>HANWHA STL38H</b>						
DPP-HAN-STL38H/A/F48	A	70.00	56.00	139.20	F42	
DPP-HAN-STL38H/B/F42	B	58.80	52.00	137.10	173E/F48	
<b>HANWHA ML26</b>						
DPP-HAN-ML26/F32		48.00/46.00	44.00	100.50	173E/F48	
<b>INDEX 12</b>						
DPP-IND-12//F20		38.00	28.00	68.00	136E/F20	X
DPP-IND-12//F22		38.00	28.00	68.00	140E/F22	X
<b>INDEX 18</b>						
DPP-IND-18//F22		46.00	34.00	82.00	140E/F22	X
DPP-IND-18//F28		46.00	34.00	82.00	148E/F28*	X

# Collet Sleeves

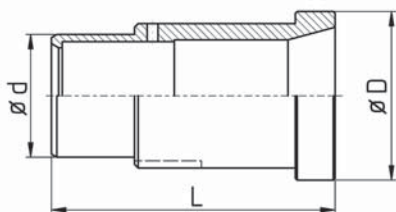
Collet sleeves 3

continuation ...

DPP-FEIN-FA15//F22



DPP-GILD-GLD25//30



A = main spindle

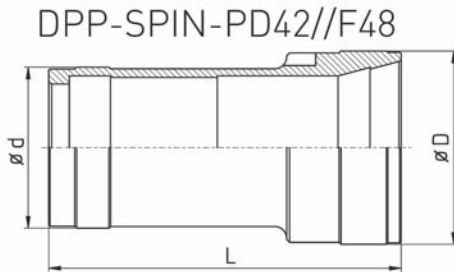
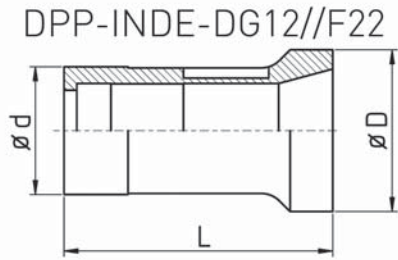
B = sub spindle

X = compatible nut available - see next pages

Item No	D	d	L	Collet	Nut
<b>INDEX 25</b>					
DPP-IND-25//F27	52.00	42.00	82.00	147E/F27	X
DPP-IND-25//F28	52.00	42.00	82.00	148EF28	X
DPP-IND-25//F35	52.00	42.00	82.00	162EF35*	X
<b>INDEX 52</b>					
DPP-IND-52//F48	94.00	74.00	108.00	173E/F48	X
DPP-IND-52//F66	94.00	74.00	108.00	185E/F66*	X
<b>INDEX B30; C29; E26; ER26; INDEX24</b>					
DPP-IND-B30/F28	58.00	42.00	92.00	148E/F28	
DPP-IND-B30//F35/162E	58.00	42.00	92.00	162E/F35	
DPP-IND-B30//F35	58.00	42.00	92.00	163E/F35*	X
<b>INDEX B42; 36; E42; ER42</b>					
DPP-IND-B42/F32	70.00	56.00	104.00	161E/F32	
DPP-IND-B42/F35	70.00	56.00	104.00	163E/F35	X
DPP-IND-B42/F48	70.00	56.00	104.00	173E/F48*	X
<b>INDEX B60; ER60; E60</b>					
DPP-IND-B60/F48	94.00	74.00	120.00	173E/F48	X
DPP-IND-B60/F66	94.00	74.00	120.00	185E/F66*	X

# Collet Sleeves

## Collet sleeves 4



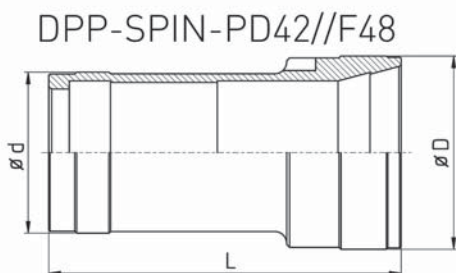
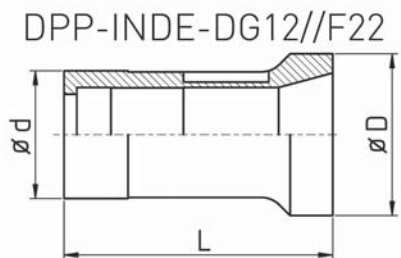
A = main spindle  
 B = sub spindle  
 X = compatible nut available - see next pages

Item No	Spindle A/B	D	d	L	Collet	Nut
<b>INDEX C19</b>						
DPP-INDE-C19/F28		48.00	34.00	82.00	148E/F28	X
<b>INDEX DG12</b>						
DPP-INDE-DG12/F22		38.00	30.00	63.50	140E/F22	X
DPP-INDE-DG12/F25		38.00	30.00	63.50	143E/F25	X
<b>INDEX GSC65</b>						
DPP-INDE-DSC65/F66		94.00	80.00	163.00	185E/F66	
<b>INDEX MS25</b>						
DPP-INDE-MS25/A/9039E	A	38.00	30.00	63.50	144E/F25	
DPP-INDE-MS25/B/F25	A	38.00	30.00	63.50	9039E/SY	
DPP-INDE-MS25/B/9039E	B	38.00	30.00	73.00	144E/F25	
DPP-INDE-MS25/A/F25	B	38.00	30.00	73.00	9039E/SY	
<b>INDEX ON12;OR12</b>						
DPP-INDE-ON12/F20		32.00	30.00	64.00	136E/F20	X
<b>INDEX RN08</b>						
DPP-INDE-RN08/F17		28.00	24.00	64.00	125E/F17	
<b>MAIER ML26</b>						
DPP-MAIE-ML26/A/F32	A	48.00	46.00	101.20	161E/F32	
<b>SAIC B30</b>						
DPP-SAIC-B30/F32		55.00	42.00	96.00	161E/F32	X
DPP-SAIC-B30/F35		55.00	42.00	96.00	163E/F35	X
<b>SCHERER Feinbau PM1</b>						
DPP-SCHE-PM1/F22					140E/F22	
<b>SPINNER PD42</b>						
DPP-SPIN-PD42/F48		66.00	55.00	120.00	173E/F48	X
<b>SPINNER TC32</b>						
DPP-SPIN-TC32/F35		66.00	55.00	120.00	163E/F35	X
DPP-SPIN-TC32/F38		53.00	45.00	128.40	164E/F38	X
<b>STEINHÄUSER STF16</b>						
DPP-STEI-STF16/F20		35.00	28.00	78.00	138E/F20	

# Collet Sleeves

Collet sleeves 4

continuation ...



A = main spindle

B = sub spindle

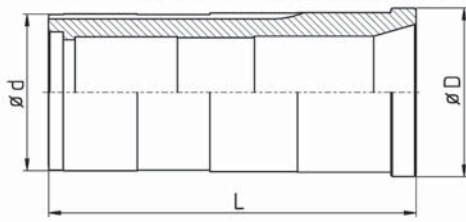
X = compatible nut available - see next pages

Item No	D	d	L	Collet	Nut
<b>STEINHÄUSER STF42</b>					
DPP-STEI-STF36/F42	62.00	50.00	110.00	171E/F42	
<b>STROHM M105-125</b>					
DPP-STRO-M105/F15	24.00	20.00	86.00	120E/F15	X
<b>STROHM M125SJ</b>					
DPP-STRO-M125SJ/F15	27.00/24.00	20.00	86.00	120E/F15	X
<b>STROHM M205</b>					
DPP-STRO-M205/F25	40.00	35.00	100.00	145E/F25	X
<b>STROHM M255</b>					
DPP-STRO-M255/F25	45.00	38.00	110.00	145E/F25	
DPP-STRO-M255/F30	45.00	38.00	110.00	157E/F30	X
<b>STROHM M4-5; TORNOS M4</b>					
DPP-STRO-M4/F8	15.00	12.00	66.00	101E/F8	

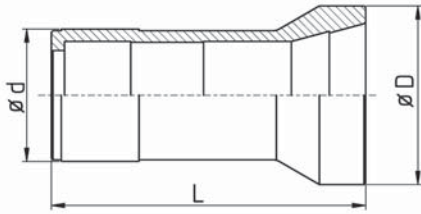
# Collet Sleeves

## Collet sleeves 5

DPP-TORN-SIGMA32/A/F37



DPP-TRAU-TD26//F32



A = main spindle  
 B = sub spindle  
 X = compatible nut available - see next pages

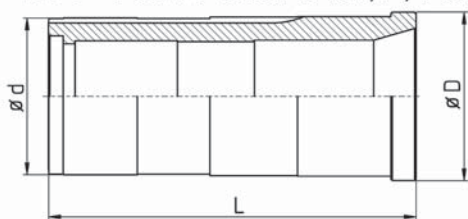
Item No	Spindle A/B	D	d	L	Collet	Nut
<b>TORNOS DEC010</b>						
DPP-TORN-DEC010/F13		24.00/22.00	18.00	84.90	116E/F13	
<b>TORNOS DEC013</b>						
DPP-TORN-DEC013/F20		30.00	30.00	91.00	136E/F20	X
<b>TORNOS DEC020</b>						
DPP-TORN-DEC020/F25		42.00/40.00	38.00	105.00	145E/F25	
DPP-TORN-DEC020/F30		44.00/40.00	38.00	110.00	1446E/F30	
<b>TORNOS DEC026</b>						
DPP-TORN-DEC026/F37		54.00	50.00	130.00	1536E/F37	
<b>TORNOS ENC164</b>						
DPP-TORN-ENC164/F20		30.00	30.00	69.00	136E/F20	
<b>TORNOS ENC 262/264</b>						
DPP-TORN-ENC262/F30		44.00	42.00	105.00	1446E/F30	
<b>TORNOS M15</b>						
DPP-TORN-M15/F20		32.00	28.00	95.00	138E/F20	
<b>TORNOS M20</b>						
DPP-TORN-M20/F25		40.00	33.00	109.70	145E/F25	
<b>TORNOS MS7</b>						
TORNOS MS7/F13		24.00/22.00	18.00	85.00	116E/F13	
<b>TORNOS R10</b>						
TORNOS R10/F15		26.00	22.00	90.00	120E/F15	X
<b>TORNOS R16</b>						
TORNOS R16/F20	A	33.00	23.00	114.00	138E/F20	
<b>TORNOS Sigma 32</b>						
DPP-TORN-SIGMA32/A/F37	A	57.00/54.00	53.00	124.00	1536E/F37	
DPP-TORN-SIGMA32/A/F42		57.00/54.00	53.00	124.00	171E/F42	
<b>TORNOS T4</b>						
DPP-TORN-T4/F8		15.00	15.00	51.00	101E/F8	
<b>TRAUB A15</b>						
DPP-TRAU-A15/F22		33.00	33.00	52.00	140E/F22	X

# Collet Sleeves

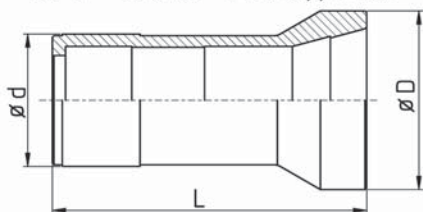
Collet sleeves 5

continuation ...

DPP-TORN-SIGMA32/A/F37



DPP-TRAU-TD26//F32



A = main spindle  
 B = sub spindle  
 X = compatible nut available - see next pages

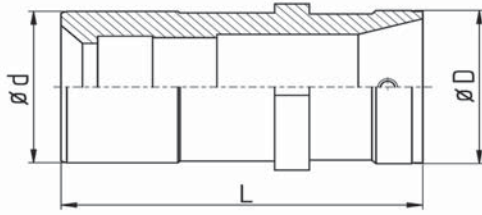
Item No	D	d	L	Collet	Nut
<b>TRAUB A20</b>					
DPP-TRAU-A20/F22	42.00	34.00	67.00	140E/F22	X
DPP-TRAU-A20/F28	42.00	34.00	67.00	140E/F28*	X
<b>TRAUB A25</b>					
DPP-TRAU-A25/F22	52.00	37.00	96.00	140E/F22	X
DPP-TRAU-A25/F32	52.00	37.00	96.00	161E/F32	X
<b>TRAUB A26</b>					
DPP-TRAU-A26/F32	52.00	40.00	96.00	161E/F32	X
<b>TRAUB A36</b>					
DPP-TRAU-A36/F42	63.00	52.00	116.00	171E/F42	
<b>TRAUB A42;TB42</b>					
DPP-TRAU-A42/F32	75.00/68.00	54.00	114.00	161E/F32	X
DPP-TRAU-A42/F48	75.00/68.00	54.00	114.00	173E/F48*	X
<b>TRAUB A60</b>					
DPP-TRAU-A60/F48	93.00/86.00	74.00	114.00	173E/F48	X
DPP-TRAU-A60/F66	93.00/86.00	74.00	114.00	185E/F66*	X
<b>TRAUB TB60</b>					
DPP-TRAU-TB60/F48	93.00/86.00	74.00	138.00	173E/48	X
DPP-TRAU-TB60/F66	93.00/86.00	74.00	138.00	185E/F66*	X
<b>TRAUB TC15</b>					
DPP-TRAU-TC15/F22	38.00	28.00	70.00	140E/F22	
<b>TRAUB TC16</b>					
DPP-TRAU-TD16/F22	40.00	28.00	70.00	140E/F22	
<b>TRAUB TD26</b>					
DPP-TRAU-TD26/F32	54.00	40.00	95.00	161E/F32	X
<b>TRAUB TD36</b>					
DPP-TRAU-TD36/F32	68.00	50.00	115.00	161E/F32	X
<b>TRAUB TF60</b>					
DPP-TRAU-TF60/F66	95.00	82.00	138.00	185E/F66	
<b>TRAUB TNF60/140</b>					
DPP-TRAU-TNF60/F66	95.00	75.00	138.00	185E/F66	X



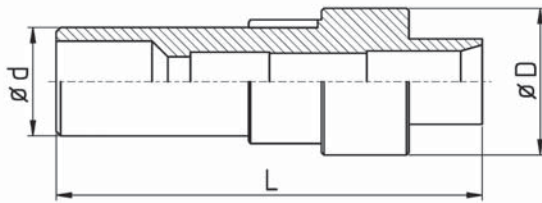
# Collet Sleeves

## Collet sleeves 6

DPP-TRAU-TNL26/B/157E



DPP-TSUG-HS207/B/F15v15



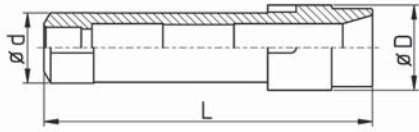
A = main spindle  
 B = sub spindle  
 X = compatible nut available - see next pages

Item No	Spindle A/B	D	d	L	Collet
<b>TRAUB TNL12</b>					
DPP-TRAU-TNL12/A/F15	A	25.00	25.00	75.00	120E/F15
DPP-TRAU-TNL12/B/F15	B	25.00	21.00	88.00	120E/F15
DPP-TRAU-TNL12/F16		25.00	25.00	75.00	1212E/F16
<b>TRAUB TNL12/7</b>					
DPP-TRAU-TNL127/F20		26.90	25.00	76.00	136E/F20
<b>TRAUB TNL12/16</b>					
DPP-TRAU-TNL12/F25		35.00	30.00	88.00	144E/F25
<b>TRAUB TNL12K</b>					
DPP-TRAU-TNL12K/F15		30.00	30.00	75.00	120E/F15
DPP-TRAU-TNL12K/F16		30.00	30.00	75.00	1212E/F16
<b>TRAUB TNL16</b>					
DPP-TRAU-TNL16/F20		35.00	30.00	88.00	138E/F20
DPP-TRAU-TNL16/F25		35.00	30.00	88.00	144E/F25
<b>TRAUB TNL26</b>					
DPP-TRAU-TNL26/A/F30	A	54.00	46.00	122.20	157E/F30
DPP-TRAU-TNL26/B/F30	B	46.50	50.50/46.00	92.80	157E/F30
<b>TRAUB TNS42</b>					
DPP-TRAU-TNS42/F48		70.00	60.00	135.00	173E/F48
DPP-TRAU-TNS42/F58		70.00	60.00	135.00	177E/F58
<b>TSUGAMI BS32</b>					
DPP-TSUG-BS32/F37		47.00	45.00	129.00	1536E/F37
<b>TSUGAMI HS207</b>					
DPP-TSUG-HS207/B/F15v15	B	38.00/32.00	28.00	111.10	120E/F15
DPP-TSUG-HS207/B/F25	B	38.00/32.00	28.00	92.00	145E/F25

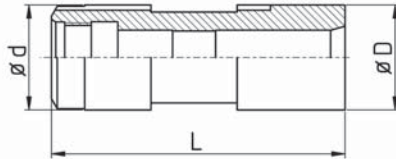
# Collet Sleeves

## Collet sleeves 7

DPP-STAR-SR10J/B/F13v10



DPP-STAR-SA12/B/F15



A = main spindle  
 B = sub spindle  
 X = compatible nut available - see next pages

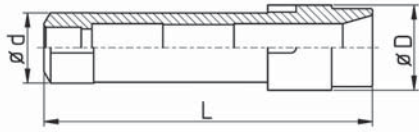
Item No	Spindle A/B	D	d	L	Collet	Nut
<b>STAR SR10J</b>						
DPP-STAR-SR10J/A/F8	A	27.00	21.00	83.00	101E/F8	
DPP-STAR-SR10J/A/F15	A	27.00	21.00	83.00	120E/F15	X
DPP-STAR-SR10J/B/F8	B	24.00	20.00	82.50	101E/F8	X
DPP-STAR-SR10J/B/F8v10	B	24.00	20.00	92.50	101E/F8	X
DPP-STAR-SR10J/B/F10v15	B	24.00	20.00	97.50	109E/F10	X
DPP-STAR-SR10J/B/F13	B	24.00	20.00	81.00	116E/F13	X
DPP-STAR-SR10J/B/F13v10	B	24.00	20.00	92.50	116E/F13	X
DPP-STAR-SR10J/B/F13v15	B	24.00	20.00	97.50	116E/F13	X
DPP-STAR-SR10J/B/F15	B	24.00	20.00	81.00	120E/F15	X
<b>STAR SW7</b>						
DPP-STAR-SW7/B/F7v15	B	27.00	21.00	109.00	1010E/F7	X
DPP-STAR-SW7/B/F8	B	27.00	21.00		101E/F8	X
DPP-STAR-SW7/B/F10v15	B	27.00	21.00	109.00	109E/F10	X
DPP-STAR-SW7/B/F13v10	B	27.00	21.00		116E/F13	X
DPP-STAR-SW7/B/F13v15	B	27.00	21.00		116E/F13	X
DPP-STAR-SW7/B/F15	B	27.00	21.00	90.00	120E/F15	X
<b>STAR SA12</b>						
DPP-STAR-SA12/A/F20	A	42.00	34.00	87.00	138E/F20	X
DPP-STAR-SA12/A/F22	A	42.00	34.00	87.00	140E/F22	
DPP-STAR-SA12/A/F25	A	42.00	34.00	87.00	144E/F25	
DPP-STAR-SA12/B/F8v15	B	31.50	31.50	105.00	101E/F8	X
DPP-STAR-SA12/B/F10v10	B	31.50	31.50	99.70	109E/F10	X
DPP-STAR-SA12/B/F10v15	B	31.50	31.50	104.70	109E/F10	X
DPP-STAR-SA12/B/F13v15	B	31.50	31.50	105.00	116E/F13	X
DPP-STAR-SA12/B/F15	B	31.50	31.50	88.50	120E/F15	X
DPP-STAR-SA12/B/F20	B	31.50	31.50	87.50	138E/F20	X
DPP-STAR-SV12/A/F15	A	39.50	34.00	93.00	120E/F15	
DPP-STAR-SV12/A/F20	A	39.50	34.00	93.00	138E/F20	X
<b>STAR RNC16</b>						
DPP-STAR-RNC16/B/F20	B	31.00	26.00	90.00	138E/F20	X
DPP-STAR-RNC16/B/F20v15	B	31.00	26.00	105.00	138E/F20	X

# Collet Sleeves

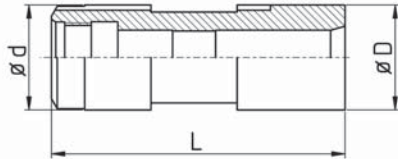
Collet sleeves 7

continuation ...

DPP-STAR-SR10J/B/F13v10



DPP-STAR-SA12/B/F15



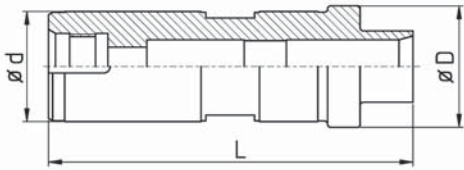
A = main spindle  
 B = sub spindle  
 X = compatible nut available - see next pages

Item No	Spindle A/B	D	d	L	Collet	Nut
<b>STAR RNC16 anc.</b>						
DPP-STAR-RNC16anc/B/F15	B	25.00	24.00	90.00	120E/F15	X
DPP-STAR-RNC16anc/B/F18	B	25.00	24.00	90.00	128E/F18	X

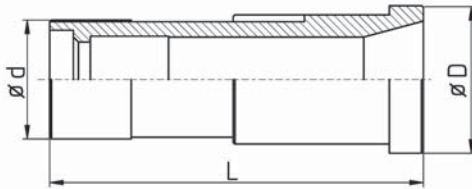
# Collet Sleeves

## Collet sleeves 8

DPP-STAR-ECAS-12/B/F15v15



DPP-STAR-SA12/B/F15

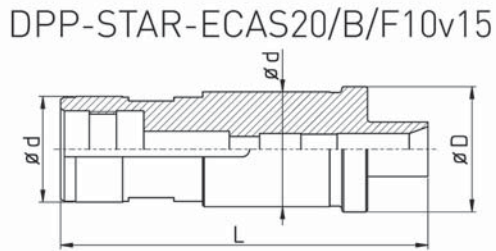
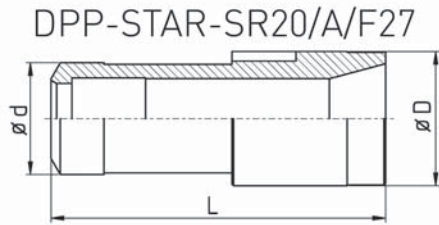


A = main spindle  
 B = sub spindle  
 X = compatible nut available - see next pages  
 # = extended to normal length

Item No	Spindle A/B	D	d	L	Collet	Nut
<b>STAR ECAS12</b>						
DPP-STAR-ECAS12/B/F8v15	B	37.50	34.00	113.50	101E/F8	X
DPP-STAR-ECAS12/B/F10v15	B	37.50	34.00	113.50	109E/F10	X
DPP-STAR-ECAS12/B/F15v15	B	37.50	34.00	112.30	120E/F15	X
DPP-STAR-ECAS12/B/F20	B	37.50	34.00	96.00	138E/F20	X
<b>STAR SR16</b>						
DPP-STAR-SR16/B/F20	B	35.00	31.00	122.00	138E/F20	X
<b>STAR SR16R</b>						
DPP-STAR-SR16R/B/F20	B	42.00	35.00	101.00	138E/F20	X
<b>STAR SR20R I / II / III</b>						
DPP-STAR-SR20R/A/F15	A	43.40	38.00/34.00	114.00	120E/F15	X
DPP-STAR-SR20R/A/F16	A	43.40	38.00/34.00	114.00	1212E/F16	X
DPP-STAR-SR20R/A/F20	A	43.40	38.00/34.00	110.00	138E/F20	X
DPP-STAR-SR20R/A/F25	A	43.40	38.00/34.00	110.00	145E/F25	X
DPP-STAR-SR20R/A/F27	A	43.40	38.00/34.00	110.00	147E/F27	X
DPP-STAR-SR20R/B/F8v15	B	42.00	35.00	121.50	101E/F8	X
DPP-STAR-SR20R/B/F10v15	B	42.00	35.00	121.50	109E/F10	X
DPP-STAR-SR20R/B/F13v15	B	42.00	35.00	121.50	116E/F13	X
DPP-STAR-SR20R/B/F15	B	42.00	35.00	105.00	120E/F15	X
DPP-STAR-SR20R/B/F15v15	B	42.00	35.00	120.30	120E/F15	X
DPP-STAR-SR20R/B/F15v8	B	42.00	35.00	115.30	120E/F15	X
DPP-STAR-SR20R/B/F20/138E	B	42.00	35.00	101.00	138E/F20	X
DPP-STAR-SR20R/B/F20/136E	B	42.00	35.00	106.00	136E/F20	X
DPP-STAR-SR20R/B/F20v12	B	42.00	35.00	116.00	138E/F20	X
DPP-STAR-SR20R/B/F25	B	42.00	35.00	101.00	145E/F25	X
DPP-STAR-SR20R/B/F27	B	42.00	35.00	101.00	147E/F27	X
DPP-STAR-SR20R/B/F27L #	B	42.00	35.00	103.00	147E/F27	X

# Collet Sleeves

## Collet sleeves 9



- A = main spindle
- B = sub spindle
- X = compatible nut available - see next pages
- # = extended to normal length

Item No	Spindle A/B	D	d	L	Collet	Nut
<b>STAR SR20RIV</b>						
DPP-STAR-SR20R4/A/F25	A	43.50	38.00/35.00	107.00	145E/F25	X
DPP-STAR-SR20R4/A/F27	A	43.50	38.00/35.00	109.00	147E/F27	X
<b>STAR SR20</b>						
DPP-STAR-SR20/A/F10v15	A	42.00	35.00	122.00	109E/F10	X
DPP-STAR-SR20/A/F25	A	42.00	35.00	104.50	145E/F25	X
DPP-STAR-SR20/A/F27	A	42.00	35.00	104.50	147E/F27	X
<b>STAR KJR25</b>						
DPP-STAR-KJR25/A/F30	A	53.00	46.00	103.00	157E/F30	X
DPP-STAR-KJR25/A/F35	A	53.00	46.00	103.00	162E/F35	X
DPP-STAR-KJR25/B/F30	B	47.00	46.00/41.00	142.00	157E/F30	X
<b>STAR-ECAS20</b>						
DPP-STAR-ECAS20/B/F8v15	B	41.50	38.00/35.00	122.00	101E/F8	X
DPP-STAR-ECAS20/B/F10v15	B	41.50	38.00/35.00	121.50	109E/F10	X
DPP-STAR-ECAS20/B/F15v15	B	41.50	38.00/35.00	120.80	120E/F15	X
DPP-STAR-ECAS20/B/F16v15	B	41.50	38.00/35.00	120.80	1212E/F16	X
DPP-STAR-ECAS20/B/F20	B	41.50	38.00/35.00	104.50	138E/F20	X
DPP-STAR-ECAS20/B/F25	B	41.50	38.00/35.00	101.50	145E/F25	X
DPP-STAR-ECAS20/B/F27	B	41.50	38.00/35.00	101.60	147E/F27	X
DPP-STAR-ECAS20/B/F27L #	B	41.50	38.00/35.00	104.50	147E/F27	X
<b>STAR-SV32</b>						
DPP-STAR-SV32/A/F25	A	56.00	48.00	140.00	145E/F25	
DPP-STAR-SV32/A/F30	A	56.00	48.00	140.00	1446E/F30	
DPP-STAR-SV32/A/F37	A	56.00	48.00	140.00	1356E/F37	X
DPP-STAR-SV32/A/F40	A	56.00	48.00	140.00	F40	X
DPP-STAR-SV32/A/F15v30	B	55.00	51.00	157.10	120E/F15	
DPP-STAR-SV32/A/F20v20	B	55.00	51.00	148.00	138E/F20	
DPP-STAR-SV32/B/F25	B	55.00	51.00	125.00	145E/F25	
DPP-STAR-SV32/B/F30	B	55.00	51.00	129.00	1446E/F30	
DPP-STAR-SV32/B/F37	B	55.00	51.00	125.00	1536E/F37	X
DPP-STAR-SV32/B/F40	B	55.00	51.00	125.00	F40	X
DPP-STAR-SR32/A/F37	A	56.00	48.00	136.00	1356E/F37	X

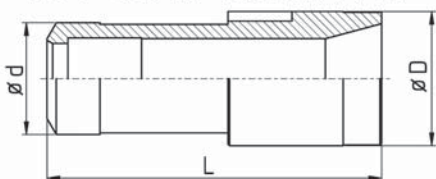


# Collet Sleeves

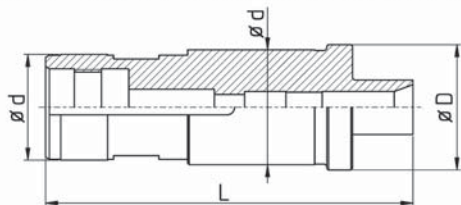
Collet sleeves 9

continuation ...

DPP-STAR-SR20/A/F27



DPP-STAR-ECAS20/B/F10v15



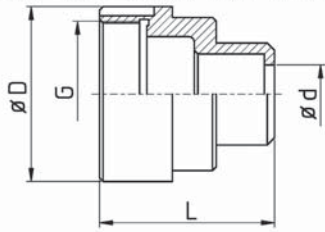
- A = main spindle
- B = sub spindle
- X = compatible nut available - see next pages
- # = extended to normal length

Item No	Spindle A/B	D	d	L	Collet	Nut
<b>STAR-ST38</b>						
DPP-STAR-ST38/A/F37	A	70.00	63.50/60.00	131.50	1536E/F37	X
DPP-STAR-ST38/A/F42	A	70.00	63.50/60.00	133.00	F42	X
DPP-STAR-ST38/A/F48	A	70.00	63.50/60.00	133.00	173E/F48	X
DPP-STAR-ST38/B/F37	B	70.00	63.50/60.00	131.50	1356E/F37	X
DPP-STAR-ST38/B/F42	B	70.00	63.50/60.00	133.00	F42	X
DPP-STAR-ST38/B/F48	B	70.00	63.50/60.00	133.00	173E/F48	X

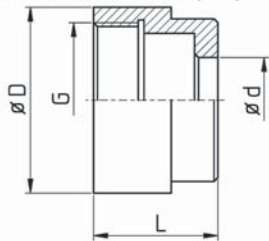
# Collet Sleeves

## Cap nuts for collet sleeves

ECR-CIT-K12/B/F15v15



ECR-CIT-M216/B/F20



A = main spindle  
B = sub spindle

Item No	Spindle A/B	D	G	L	Collet
<b>CITIZEN B12</b>					
ECR-CIT-B12/A/F15	A	42.00	M32x1.00	32.00	120E/F15
ECR-CIT-B12/A/F16	A	42.00	M32x1.00	21.00	1212E/F16
ECR-CIT-B12/B/F10v10	B	42.00	M32x1.00	35.00	109E/F10
ECR-CIT-B12/B/F13	B	42.00	M32x1.00		116E/F13
ECR-CIT-B12/B/F15	B	42.00	M32x1.00	25.00	120E/F15
ECR-CIT-B12/B/F16	B	42.00	M32x1.00	25.00	1212E/F16
<b>CITIZEN E16</b>					
ECR-CIT-E16/B/F25	B	66.00	M50x1.50	42.00	145E/F25
<b>CITIZEN E32</b>					
ECR-CIT-E32/A/F37	A	92.00	M75x1.50	42.00	1536E/F37
ECR-CIT-E32/B/F37	B	80.00	M70x1.50	43.00	1536E/F37
<b>CITIZEN K12</b>					
ECR-CIT-K12/B/F10v15	B	48.00	M40x1.50	47.00	109E/F10
ECR-CIT-K12/B/F13	B	48.00	M40x1.50	32.00	116E/F13
ECR-CIT-K12/B/F15	B	48.00	M40x1.50	32.00	120E/F15
ECR-CIT-K12/B/F15v15	B	48.00	M40x1.50	47.00	120E/F15
ECR-CIT-K12/B/F16	B	48.00	M40x1.50	32.00	1212E/F16
ECR-CIT-K12/B/F8v10	B	48.00	M40x1.50	42.00	101E/F8
<b>CITIZEN K16</b>					
ECR-CIT-K16/B/F20	B	48.00	M40x1.50	32.00	138E/F20
<b>CITIZEN L16VI/VII; M20; L20</b>					
ECR-CIT-L16/A/F25	A	66.00	M50x1.50	43.00	145E/F25
<b>CITIZEN L16/VII; M20</b>					
ECR-CIT-L16/B/F15V	B	60.00	M50x1.50		120E/F15
ECR-CIT-L16/B/F16V	B	60.00	M50x1.50		1212E/F16
ECR-CIT-L16/B/F20	B	60.00	M50x1.50	38.00	138E/F20
ECR-CIT-L16/B/F25	B	60.00	M50x1.50	40.00	145E/F25
<b>CITIZEN L16I</b>					
ECR-CIT-L16I/A/F25	A	60.00	M50x1.50	55.00	145E/F25
<b>CITIZEN L520VIII</b>					
ECR-CIT-L520/A/F25	A	60.00	M50x1.50	58.00	145E/F25
ECR-CIT-L520/B/F25	B	60.00	M50x1.50	47.00	145E/F25

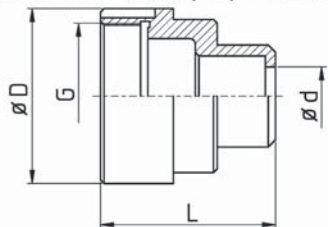


# Collet Sleeves

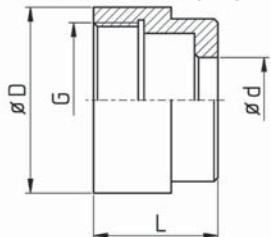
Cap nuts for collet sleeves

continuation ...

ECR-CIT-K12/B/F15v15



ECR-CIT-M216/B/F20



A = main spindle  
B = sub spindle

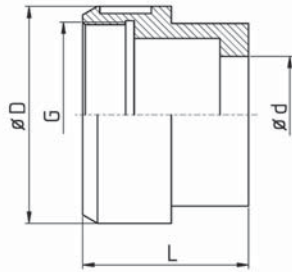
Item No	Spindle A/B	D	G	L	Collet
<b>CITIZEN M12</b>					
CITIZEN M12/B/F13	B	45.00	M35x1.50		116E/F13
CITIZEN M12/B/F15	B	45.00	M35x1.50	32.00	120E/F15
<b>CITIZEN M16</b>					
CITIZEN M16/B/F10v15	B		M40x1.50		109E/F10
CITIZEN M16/B/F13	B		M40x1.50		116E/F13
CITIZEN M16/B/F16	B		M40x1.50		1212E/F16
<b>CITIZEN M216</b>					
CITIZEN M216/B/F13v15	B	48.00	M40x1.50	47.00	116E/F13
CITIZEN M216/B/F15	B	48.00	M40x1.50		120E/F15
CITIZEN M216/B/F15v15	B	48.00	M40x1.50		120E/F15
CITIZEN M216/B/F16v15	B	48.00	M40x1.50		1212E/F16
CITIZEN M16/B/F20	B	48.00	M40x1.50	32.00	138E/F20
CITIZEN M16/B/F22	B	48.00	M40x1.50	32.00	140E/F22



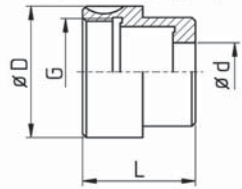
# Collet Sleeves

## Cap nuts for collet sleeves 2

ECR-CIT-M432/B/F37



ECR-CIT-R07/B/F16



A = main spindle  
B = sub spindle

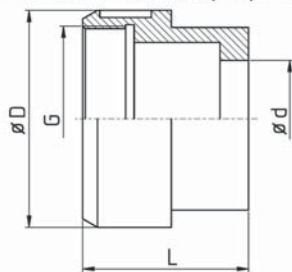
Item No	Spindle A/B	D	G	L	Collet
<b>CITIZEN M32</b>					
ECR-CIT-M32/A/F37	A	75.00	M65x1.50	74.00	1536E/F37
ECR-CIT-M32/B/F37	B	76.00	M65x1.50	53.00	1536E/F37
<b>CITIZEN M432</b>					
ECR-CIT-M432/A/F37	A	80.00	M70x1.50	74.00	1536E/F37
ECR-CIT-M432/A/F25	A	80.00	M70x1.50		145E/F25
ECR-CIT-M432/A/F20	A	80.00	M70x1.50		138E/F20
ECR-CIT-M432/B/F37	A	80.00	M70x1.50	74.00	1536E/F37
ECR-CIT-M432/B/F25	A	80.00	M70x1.50		145E/F25
ECR-CIT-M432/B/F20	A	80.00	M70x1.50		138E/F20
<b>CITIZEN ML12</b>					
ECR-CIT-ML12/A/F13	A	47.00	M40x1.50	43.50	116E/F13
ECR-CIT-ML12/A/F15	A	47.00	M40x1.50	43.50	120E/F15
ECR-CIT-ML12/A/F16	A	47.00	M40x1.50	43.50	1212E/F16
<b>CITIZEN R07</b>					
ECR-CIT-R07/B/F8	B	35.00	M28x1.00	30.00	101E/F8
ECR-CIT-R07/B/F10	B	35.00	M28x1.00	30.00	109E/F10
ECR-CIT-R07/B/F15	B	35.00	M28x1.00	30.00	120E/F15
ECR-CIT-R07/B/F16	B	35.00	M28x1.00	30.00	1212E/F16
<b>FEINLER FA10</b>					
ECR-FEIN-FA10/F15		38.00	M32x1.50	23.00	120E/F15
<b>FEINLER FA15</b>					
ECR-FEIN-FA15/F22		46.00	M40x1.50	26.00	140E/F22
<b>INDEX 12</b>					
ECR-INDE-12/F20		64.50	M52x2.00L	31.50	136E/F20
ECR-INDE-12/F22		64.50	M52x2.00L	31.50	140E/F22*
<b>INDEX 18</b>					
ECR-INDE-18/F22		68.00	M58x2.00L	31.50	140E/F22
ECR-INDE-18/F28		68.00	M58x2.00L	31.50	148E/F28*
<b>INDEX 24</b>					
ECR-INDE-24/F35/162E		88.00	M74x2.00L	38.50	162E/F35
ECR-INDE-24/F28		88.00	M74x2.00L	38.50	148E/F28
ECR-INDE-24/F35		88.00	M74x2.00L	38.50	163E/F35*

# Collet Sleeves

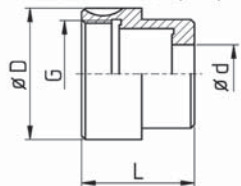
Cap nuts for collet sleeves 2

continuation ...

ECR-CIT-M432/B/F37



ECR-CIT-R07/B/F16



A = main spindle

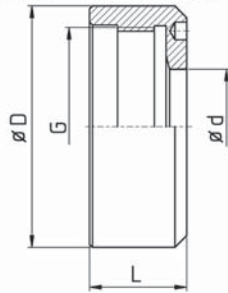
B = sub spindle

Item No	D	G	L	Collet
<b>INDEX 25</b>				
ECR-INDE-25/F35	72.00	M63x2.00L	31.50	162E/F35*
ECR-INDE-25/F27	72.00	M63x2.00L	31.50	147E/F27
ECR-INDE-25/F28	72.00	M63x2.00L	31.50	148E/F28
<b>INDEX 52</b>				
ECR-INDE-52/F48	117.00	M108x2.00L	41.50	173E/F48
ECR-INDE-52/F66	117.00	M108x2.00L	41.50	185E/F66*
<b>INDEX B30</b>				
ECR-INDE-B30/F35	88.00	M74x2.00L	38.50	163E/F35*
<b>INDEX B42,36</b>				
ECR-INDE-B42/F35	97.00	M85x2.00L	38.50	163E/F35*
ECR-INDE-B42/F48	97.00	M85x2.00L	38.50	173E/F48*
<b>INDEX B60</b>				
ECR-INDE-B60/F48	122.00	M108x2.00L	34.00	173E/F48
ECR-INDE-B60/F66	122.00	M108x2.00L	34.00	185E/F66*

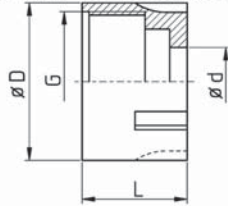
# Collet Sleeves

## Cap nuts for collet sleeves 3

ECR-SPIN-TC32/F38



ECR-TORN-DECO2000-13/136E



A = main spindle  
B = sub spindle



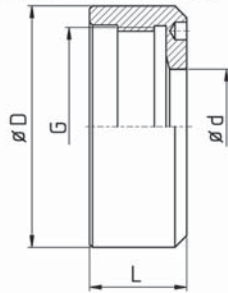
Item No	D	G	L	Collet
<b>INDEX C19</b>				
ECR-INDE-C19/F28	73.00	M63x2.00L	34.00	148E/F28
<b>INDEX C29</b>				
ECR-INDE-C29/F35/162E	84.50	M74x2.00L	35.00	162E/F35
ECR-INDE-C29/F28	84.50	M74x2.00L	35.00	148E/F28
ECR-INDE-C29/F35	84.50	M74x2.00L	35.00	163E/F35*
<b>INDEX DG12</b>				
ECR-INDE-DG12/143E	62.00	M52x2.00L	23.00	143E/F25*
ECR-INDE-DG12/F22	62.00	M52x2.00L	23.00	140E/F22
<b>INDEX E25-26; ER25-26</b>				
ECR-INDE-E25/F35	83.00		13.00	163E/F35*
<b>INDEX E42; ER42</b>				
ECR-INDE-E42/F35	102.00	M85x2.00L	30.00	163E/F35*
ECR-INDE-E42/F48	102.00	M85x2.00L	30.00	173E/F48*
<b>INDEX E60; ER60</b>				
ECR-INDE-E60/F48	136.00		16.00	173E/F48*
ECR-INDE-E60/F66	136.00		16.00	185E/F66*
<b>INDEX ON12; OR12</b>				
ECR-INDE-ON12/136E	45.00	M40x1.50L		136E/F20
<b>SAIC B30</b>				
ECR-SAIC-B30/F32	79.00	M66x3.00	39.00	161E/F32
ECR-SAIC-B30/F35	79.00	M66x3.00	39.00	163E/F35*
<b>SPINNER PD42</b>				
ECR-SPIN-PD42/F48	90.00	M80x2.00	35.00	173E/F48
<b>SPINNER TC32</b>				
ECR-SPIN-TC32/F35	82.00	M68x3.00	33.00	163E/F35
ECR-SPIN-TC32/F38	82.00	M68x3.00	33.00	164E/F38
<b>STROHM M105-125</b>				
ECR-STRO-M105/F15	34.00	M30x1.50	20.00	120E/F15
<b>STROHM M125SJ</b>				
ECR-STRO-M125SJ/F15	34.00		40.00	120E/F15
<b>STROHM M205; M255</b>				
ECR-STRO-M205/F25	63.00	M56x1.50	40.00	145E/F25

# Collet Sleeves

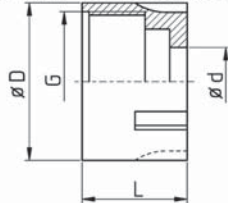
Cap nuts for collet sleeves 3

continuation ...

ECR-SPIN-TC32/F38



ECR-TORN-DECO2000-13/136E



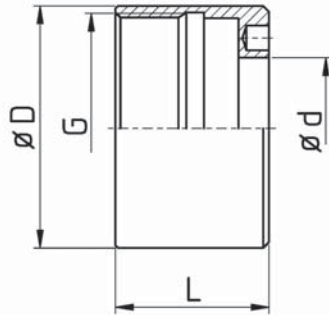
A = main spindle  
B = sub spindle

Item No	Spindle A/B	D	G	L	Collet
<b>STROHM M255</b>					
ECR-STRO-M255/157E		63.00	M56x1.50	40.00	157E/F30*
<b>TORNOS AS14</b>					
ECR-TORN-AS14/B/F16	B	38.00	M32x1.00L	15.00	1212E/F16
<b>TORNOS DECO2000/13</b>					
ECR-TORN-DECO2000-13/136E		45.00	M40x1.50	30.00	136E/F20
<b>TRAUB A15</b>					
ECR-TRAU-A15/F22		53.00	M43.5x2.00	45.00	140E/F22
<b>TORNOS R10</b>					
ECR-TORN-R10/F15		37.50	M33x1.25L	17.00	120E/F15
<b>TRAUB A20</b>					
ECR-TRAU-A20/F22		63.00	M52x3.00	39.00	140E/F22
ECR-TRAU-A20/F28		63.00	M52x3.00	39.00	148E/F28
<b>TRAUB A25</b>					
ECR-TRAU-A25/F22		72.00	M62x2.50	39.00	140E/F22
ECR-TRAU-A25/F32		72.00	M62x2.50	39.00	161E/F32*
<b>TRAUB A26</b>					
ECR-TRAU-A26/F32		72.00	M62x2.50	39.00	161E/F32

# Collet Sleeves

## Cap nuts for collet sleeves 4

ECR-TSUG-HS207/B/F25



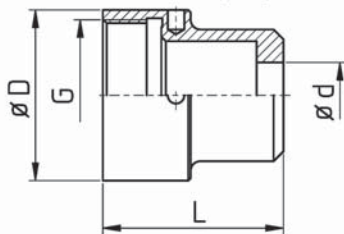
A = main spindle  
B = sub spindle

Item No	D	G	L	Collet
<b>TRAUB A42; TB42</b>				
ECR-TRAU-A42/F32	91.00	M80x3.00	46.00	161E/F32
ECR-TRAU-A42/F48	91.00	M80x3.00	46.00	173E/F48*
<b>TRAUB A60</b>				
ECR-TRAU-A60/F32	105.00	M98x3.00	44.50	161E/F32
ECR-TRAU-A60/F48	105.00	M98x3.00	44.50	173E/F48
ECR-TRAU-A60/F66	105.00	M98x3.00	44.50	185E/F66*
<b>TRAUB TB60</b>				
ECR-TRAU-TB60/F48	105.00	M98x3.00	44.50	173E/F48
ECR-TRAU-TB60/F66	105.00	M98x3.00	44.50	185E/F66*
<b>TRAUB TD26 dès 1976</b>				
ECR-TRAU-TD26/F32	78.00	M70x3.00	40.00	161E/F32
<b>TRAUB TD26 jusqu'a 1976</b>				
ECR-TRAU-TD26anc/F32	78.00	M70x3.00	40.00	161E/F32
<b>TRAUB TD36 dès 1976</b>				
ECR-TRAU-TD36/F32	86.00	M80x3.00	40.00	161E/F32
ECR-TRAU-TD36/F42	86.00	M80x3.00	40.00	171E/F42*
<b>TRAUB TD36 jusqu'a 1976</b>				
ECR-TRAU-TD36anc/F32	86.00	M80x3.00	40.00	161E/F32
ECR-TRAU-TD36anc/F42	86.00	M80x3.00	40.00	171E/F42
<b>TRAUB TNF60/140</b>				
ECR-TRAU-TNF60/F66	140.00		22.00	185E/F66*
<b>TRAUB TNS42</b>				
ECR-TRAU-TNS42/F48	130.00		23.00	173E/F48
ECR-TRAU-TNS42/F58	130.00		23.00	177E/F58
<b>TSUGAMI HS207</b>				
ECR-TSUG-HS207/B/F15v15	49.00	M46x1.50	48.00	120E/F15
ECR-TSUG-HS207/B/F25	49.00	M46x1.50	31.00	145E/F25

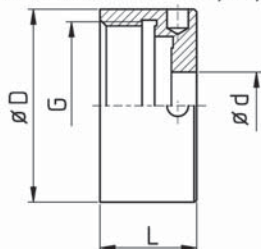
# Collet Sleeves

## Cap nuts for collet sleeves 5

ECR-STAR-SW7/B/F13v15



ECR-STAR-SA12/B/F15



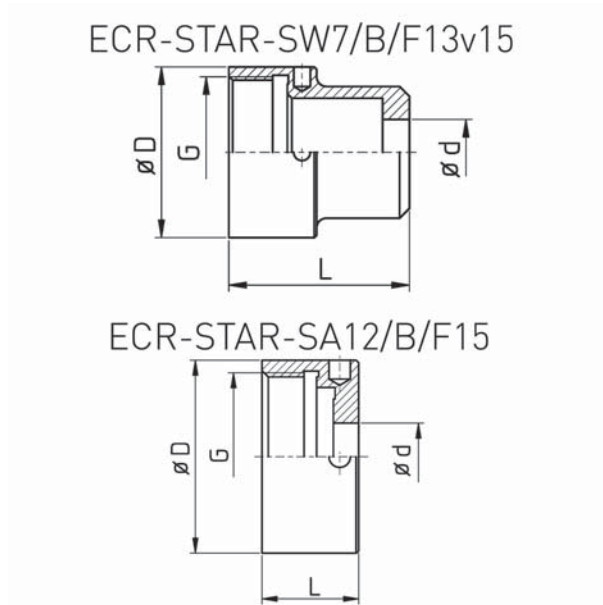
A = main spindle  
B = sub spindle

Item No	Spindle A/B	D	G	L	Collet
<b>STAR SR10J</b>					
ECR-STAR-SR10J/A/F8	A	42.00	M36x1.50	23.00	109E/F8
ECR-STAR-SR10J/A/F15	A	42.00	M36x1.50	23.00	120E/F15
ECR-STAR-SR10J/B/F8	B	35.00	M31x1.50	18.00	101E/F8
ECR-STAR-SR10J/B/F8v10	B	35.00	M31x1.50	28.00	101E/F8
ECR-STAR-SR10J/B/F10v15	B	35.00	M31x1.50	33.00	109E/F10
ECR-STAR-SR10J/B/F13	B	35.00	M31x1.50	18.00	116E/F13
ECR-STAR-SR10J/B/F16v10	B	35.00	M31x1.50	29.00	116E/F13
ECR-STAR-SR10J/B/F13v15	B	35.00	M31x1.50	34.00	116E/F13
ECR-STAR-SR10J/B/F15	B	35.00	M31x1.50	18.00	120E/F15
<b>STAR SW</b>					
ECR-STAR-SW7/B/F7v15	B	42.00	M36x1.50	42.50	1020E/F7
ECR-STAR-SW7/B/F8	B	42.00	M36x1.50		101E/F8
ECR-STAR-SW7/B/F8v	B	42.00	M36x1.50		101E/F8
ECR-STAR-SW7/B/F10v15	B	42.00	M36x1.50	44.50	109E/F8
ECR-STAR-SW7/B/F13v10	B	42.00	M36x1.50		116E/F13
ECR-STAR-SW7/B/F13v15	B	42.00	M36x1.50		116E/F13
ECR-STAR-SW7/B/F15	B	42.00	M36x1.50	27.50	120E/F15
<b>STAR SA12</b>					
ECR-STAR-SA12/A/F20	A	55.00	M44x1.50	42.00	138E/F20
ECR-STAR-SA12/B/F8v15	B	46.00	M40x1.50	38.00	101E/F8
ECR-STAR-SA12/B/F10v10	B	46.00	M40x1.50	33.00	109E/F10
ECR-STAR-SA12/B/F10v15	B	46.00	M40x1.50	38.00	109E/F10
ECR-STAR-SA12/B/F13v15	B	46.00	M40x1.50	38.00	116E/F13
ECR-STAR-SA12/B/F15	B	46.00	M40x1.50	23.00	120E/F15
ECR-STAR-SA12/B/F20/136E	B	46.00	M40x1.50	23.00	136E/F20
ECR-STAR-SA12/B/F20	B	46.00	M40x1.50	23.00	138E/F20
<b>STAR SB16</b>					
ECR-STAR-SB16/A/F20	A	49.50	M44x1.50	40.00	138E/F20
<b>STAR SV12</b>					
ECR-STAR-SV12/A/F20	A	55.00	M45x1.50	38.00	138E/F20
<b>STAR SST16</b>					
ECR-STAR-SST16/A/F20	A	55.00	M44x1.50	42.00	138E/F20
ECR-STAR-SST16/B/F8v16	B	50.00	M44x1.50	46.00	101E/F8

# Collet Sleeves

Cap nuts for collet sleeves 5

continuation ...



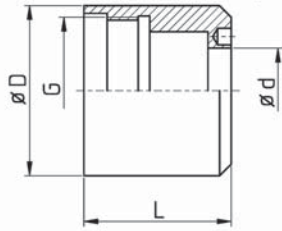
A = main spindle  
B = sub spindle

Item No	Spindle A/B	D	G	L	Collet
<b>STAR SST16</b>					
ECR-STAR-SST16/B/F10v16	B	50.00	M44x1.50	46.00	109E/F10
ECR-STAR-SST16/B/F20	B	50.00	M44x1.50	30.00	138E/F20

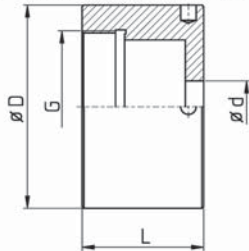
# Collet Sleeves

## Cap nuts for collet sleeves 6

ECR-STAR-RNC16/B/F20v15



ECR-STAR-SR20R/A/F16



A = main spindle  
B = sub spindle

Item No	Spindle A/B	D	G	L	Collet
<b>STAR RNC16anc.</b>					
ECR-STAR-RNC16anc../A/144E	A	44.00	M38x1.50	23.00	144E/F25
ECR-STAR-RNC16anc../B/F15	B	39.50	M33x1.50	25.00	120E/F15
ECR-STAR-RNC16anc../B/F18	B	39.50	M33x1.50	25.00	128E/F18
<b>STAR RNC16</b>					
ECR-STAR-RNC16/B/F20	B	44.00	M38x1.50	23.00	138E/F20
ECR-STAR-RNC16/B/F20v15	B	44.00	M38x1.50	38.00	138E/F20
<b>STAR ECAS12</b>					
ECR-STAR-ECAS12/B/F8v15	B	55.00	M45x1.5	53.00	101E/F8
ECR-STAR-ECAS12/B/F10v15	B	55.00	M45x1.5	54.00	109E/F10
ECR-STAR-ECAS12/B/F15v15	B	55.00	M45x1.5	53.00	120E/F15
ECR-STAR-ECAS12/B/F20	B	55.00	M45x1.5	38.00	138E/F20
<b>STAR SR16R</b>					
ECR-STAR-SR16R/B/F20	B	59.00	M50x1.00	41.00	138E/F20
<b>STAR SB20RN</b>					
ECR-STAR-SB20RN/B/F25	B	59.00	M50x1.00	41.00	145E/F25
ECR-STAR-SB20RN/B/F27	B	59.00	M50x1.00	39.00	147E/F27
ECR-STAR-SB20RN/B/F27L	B	59.00	M50x1.00	41.00	147E/F27
<b>STAR SR20R I / II / III</b>					
ECR-STAR-SR20R/A/F15	A	67.00	M50x1.50	40.00	120E/F15
ECR-STAR-SR20R/A/F16	A	67.00	M50x1.50	40.00	1212E/F16
ECR-STAR-SR20R/A/F20	A	67.00	M50x1.50	40.00	138E/F20
ECR-STAR-SR20R/A/F25	A	67.00	M50x1.50	40.00	145E/F25
ECR-STAR-SR20R/A/F27	A	67.00	M50x1.50	40.00	147E/F27
ECR-STAR-SR20R/B/F8v12	B	59.00	M50x1.50	53.00	101E/F8
ECR-STAR-SR20R/B/F8v15	B	59.00	M50x1.50	53.00	101E/F8
ECR-STAR-SR20R/B/F10v15	B	59.00	M50x1.50	56.00	109E/F10
ECR-STAR-SR20R/B/F13v15	B	59.00	M50x1.50	56.00	116E/F13
ECR-STAR-SR20R/B/F15	B	59.00	M50x1.50	41.00	120E/F15
ECR-STAR-SR20R/B/F15v15	B	59.00	M50x1.50	56.00	120E/F15
ECR-STAR-SR20R/B/F15v8	B	59.00	M50x1.50	49.00	120E/F15
ECR-STAR-SR20R/B/F20/136E	B	59.00	M50x1.50	41.00	136E/F20
ECR-STAR-SR20R/B/F20	B	59.00	M50x1.50	41.00	138E/F20
ECR-STAR-SR20R/B/F20v12	B	59.00	M50x1.50	41.00	138E/F20

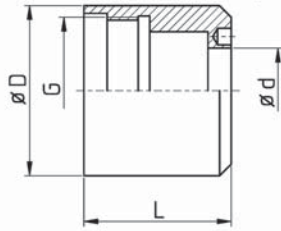


# Collet Sleeves

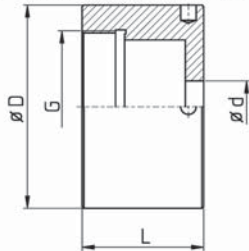
Cap nuts for collet sleeves 6

continuation ...

ECR-STAR-RNC16/B/F20v15



ECR-STAR-SR20R/A/F16



A = main spindle  
B = sub spindle

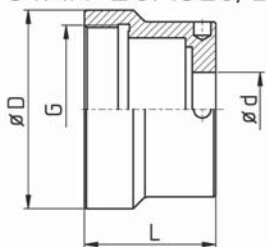


Item No	Spindle A/B	D	G	L	Collet
<b>STAR SR20R I / II / III</b>					
ECR-STAR-SR20R/B/F25	B	59.00	M50x1.50	41.00	145E/F25
ECR-STAR-SR20R/B/F27	B	59.00	M50x1.50	39.00	147E/F27
ECR-STAR-SR20R/B/F27L	B	59.00	M50x1.50	41.00	147E/F27

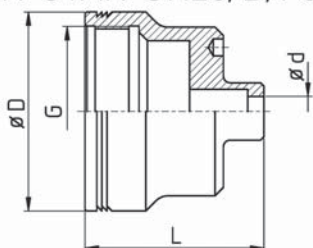
# Collet Sleeves

## Cap nuts for collet sleeves 7

ECR-STAR-ECAS20/B/F20



ECR-STAR-SR20/B/F8v12



A = main spindle  
B = sub spindle

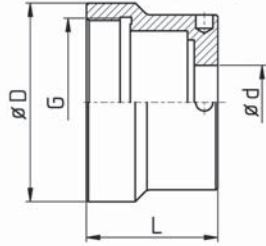
Item No	Spindle A/B	D	G	L	Collet
<b>STAR ECAS20</b>					
ECR-STAR-ECAS20/B/F8v15	B	59.00	M50x1.50	54.00	101E/F8
ECR-STAR-ECAS20/B/F10v15	B	59.00	M50x1.50	54.00	109E/F10
ECR-STAR-ECAS20/B/F15v15	B	59.00	M50x1.50	54.00	120E/F15
ECR-STAR-ECAS20/B/F16v15	B	59.00	M50x1.50		1212E/F16
ECR-STAR-ECAS20/B/F20	B	59.00	M50x1.50	39.00	138E/F20
ECR-STAR-ECAS20/B/F25	B	59.00	M50x1.50	39.00	145E/F25
ECR-STAR-ECAS20/B/F27	B	59.00	M50x1.50	36.00	147E/F27
ECR-STAR-ECAS20/B/F27L	B	59.00	M50x1.50	39.00	147E/F27
<b>STAR SV20</b>					
ECR-STAR-SV20/A/F25	A	67.00	M56x1.50	28.00	145E/F25
ECR-STAR-SV20/A/F27	A	67.00	M56x1.50	28.00	147E/F27
<b>STAR SB20RN</b>					
ECR-STAR-SB20RN/A/F25	A	65.00	M50x1.50	37.00	145E/F25
ECR-STAR-SB20RN/A/F27	A	65.00	M50x1.50	37.00	147E/F27
<b>STAR SR20JN</b>					
ECR-STAR-SR20JN/A/F10v8	A	67.00	M56x1.50	36.00	109E/F10
ECR-STAR-SR20JN/A/F25	A	67.00	M56x1.50	28.00	145E/F25
ECR-STAR-SR20JN/A/F27	A	67.00	M56x1.50	28.00	147E/F27
<b>STAR SR20RIV</b>					
ECR-STAR-SR20R4/A/F25	A	65.00	M50x1.50	37.00	145E/F25
ECR-STAR-SR20R4/A/F27	A	65.00	M50x1.50	37.00	147E/F27
<b>STAR SR20</b>					
ECR-STAR-SR20/A/F10v15	A	65.00	M50x1.50		109E/F10
ECR-STAR-SR20/A/F25	A	64.00	M56x1.50	40.00	145E/F25
ECR-STAR-SR20/A/F27	A	64.00	M56x1.50		147E/F27
ECR-STAR-SR20/B/F8v12	B	59.00	M50x1.50	53.00	101E/F8
ECR-STAR-SR20/B/F10v15	B	59.00	M50x1.50	56.00	109E/F10
ECR-STAR-SR20/B/F13v15	B	59.00	M50x1.50	56.00	116E/F13
ECR-STAR-SR20/B/F20v12	B	59.00	M50x1.50	53.00	138E/F20
ECR-STAR-SR20/B/F25	B	59.00	M50x1.50	41.00	145E/F25
ECR-STAR-SR20/B/F27	B	59.00	M50x1.50	41.00	147E/F27
<b>STAR KJR25</b>					
ECR-STAR-KJR25/A/F30/157E	A	72.00	M60x1.00	52.00	157E/F30

# Collet Sleeves

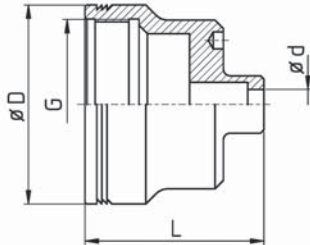
Cap nuts for collet sleeves 7

continuation ...

ECR-STAR-ECAS20/B/F20



ECR-STAR-SR20/B/F8v12



A = main spindle  
B = sub spindle

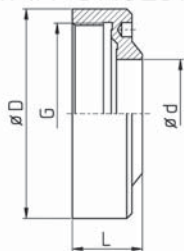


Item No	Spindle A/B	D	G	L	Collet
<b>STAR KJR25</b>					
ECR-STAR-KJR25/A/F35	A	72.00	M60x1.00	52.00	162E/F35
ECR-STAR-KJR25/B/F30/157E	B	64.00	M56x1.50	34.00	157E/F30

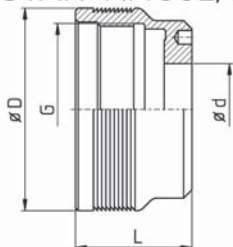
# Collet Sleeves

## Cap nuts for collet sleeves 8

ECR-STAR-SR32JN/A/F37



ECR-STAR-KNC32/B/F30

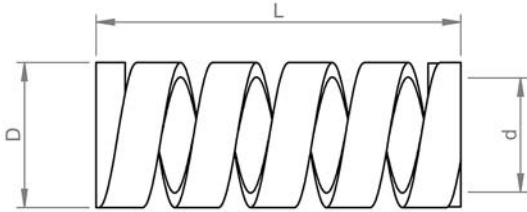


A = main spindle  
B = sub spindle

Item No	Spindle A/B	D	G	L	Collet
<b>STAR SV32</b>					
ECR-STAR-SV32/A/F37	A	90.00	M76x1.50	35.00	1536E/F37
ECR-STAR-SV32/A/F40	A	85.00	M62x1.50	40.00	F40
ECR-STAR-SV32/A/F42	A	105.00	M85x1.50	46.50	171E/F42
ECR-STAR-SV32/B/F37	B	73.00	M62x1.00	43.00	1536E/F37
ECR-STAR-SV32/B/F40	B	73.00	M62x1.00	43.00	F40
ECR-STAR-SV32/B/F42	B	105.00	M85x1.50	47.50	171E/F42
<b>STAR ECAS32</b>					
ECR-STAR-ECAS32/F20v23		85.00	M62x1.50	63.00	138E/F20
ECR-STAR-ECAS32/F37		85.00	M62x1.50	43.00	1536E/F37
<b>STAR SR32JN</b>					
ECR-STAR-SR32JN/A/F37	A	81.00	M70x1.50	27.00	1536E/F37
ECR-STAR-SR32JN/A/F40	A	81.00	M70x1.50	27.00	F40
ECR-STAR-SR32JN/A/F42	A	81.00	M70x1.50	27.00	171E/F42
<b>STAR KNC32</b>					
ECR-STAR-KNC32/A/F37	A	88.00	M76x1.50	42.00	1536E/F37
ECR-STAR-KNC32/B/F25	B	73.00	M62x1.00	42.00	145E/F25
ECR-STAR-KNC32/B/F30	B	73.00	M62x1.00	42.00	1446E/F30
ECR-STAR-KNC32/B/F37	B	73.00	M62x1.00	42.00	1536E/F37
<b>STAR ST38</b>					
ECR-STAR-ST38/A/F37	A	105.00	M85x1.50	46.50	1536E/F37
ECR-STAR-ST38/A/F42	A	105.00	M85x1.50	46.50	171E/F42
ECR-STAR-ST38/A/F48	A	105.00	M85x1.50	46.50	173E/F48
ECR-STAR-ST38/B/F37	B	105.00	M85x1.50	47.50	1536E/F37
ECR-STAR-ST38/B/F42	B	105.00	M85x1.50	47.50	171E/F42
ECR-STAR-ST38/B/F48	B	105.00	M85x1.50	47.50	173E/F48

# Collet Sleeves

## Springs for collets



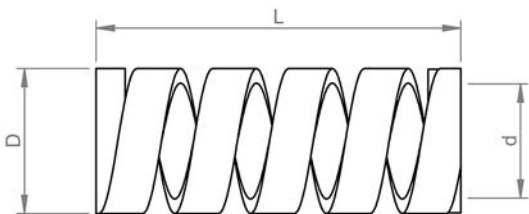
D = nominal size  
d, L = approxi. dim.

Item No	D	d	L
RESS-07F-4.3-52	7.00	4.30	52.00
RESS-14F-11-26	14.00	11.00	26.00
RESS-15F-11.5-22	15.00	11.50	22.00
RESS-15F-11.5-28	15.00	11.50	28.00
RESS-15F-11.5-33	15.00	11.50	33.00
RESS-16F-13.5-32	16.00	13.50	32.00
RESS-16F-12.5-34	16.00	12.50	34.00
RESS-18F-15.5-21	18.00	15.50	21.00
RESS-18F-15-30	18.00	15.00	30.00
RESS-18F-16-30	18.00	16.00	30.00
RESS-20F-16-15	20.00	16.00	15.00
RESS-20F-17-25	20.00	17.00	25.00
RESS-20F-16.5-30	20.00	16.50	30.00
RESS-20F-15.5-35	20.00	15.50	35.00
RESS-20F-16.5-37	20.00	16.50	37.00
RESS-20F-18-45	20.00	18.00	45.00
RESS-21F-17-32	21.00	17.00	32.00
RESS-22F-18.5-22	22.00	18.50	22.00
RESS-22F-18.5-32	22.00	18.50	32.00
RESS-22F-18.5-38	22.00	18.50	38.00
RESS-24F-20.5-21	24.00	20.50	21.00
RESS-24F-20-32	24.00	20.00	32.00
RESS-25F-22-21	25.00	22.00	21.00
RESS-25F-21.5-25	25.00	21.50	25.00
RESS-25F-22-25	25.00	22.00	25.00
RESS-25F-22-33	25.00	22.00	33.00
RESS-25F-22-35	25.00	22.00	35.00
RESS-25F-21-40	25.00	21.00	40.00
RESS-25F-22-44	25.00	22.00	44.00
RESS-25F-22-48	25.00	22.00	48.00
RESS-25F-20.5-50	25.00	20.50	50.00
RESS-27F-23-25	27.00	23.00	25.00
RESS-27F-23-28	27.00	23.00	28.00
RESS-27F-23-31	27.00	23.00	31.00

# Collet Sleeves

Springs for collets

continuation ...



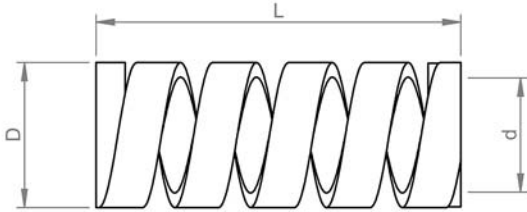
D = nominal size  
d, L = approxi. dim.

Item No	D	d	L
RESS-27F-23-35	27.00	23.00	35.00
RESS-27F-23-40	27.00	23.00	40.00
RESS-27F-23-45	27.00	23.00	45.00
RESS-27F-24-50	27.00	24.00	50.00
RESS-28F-23-22	28.00	23.00	22.00
RESS-28F-22.5-27	28.00	22.50	27.00
RESS-28F-26-40	28.00	26.00	40.00
RESS-29F-25-35	29.00	25.00	35.00
RESS-30F-25-36	30.00	25.00	36.00
RESS-30F-26.5-42	30.00	26.50	42.00
RESS-32F-26-15	32.00	26.00	15.00
RESS-32F-26.5-21	32.00	26.50	21.00
RESS-32F-26-32	32.00	26.00	32.00
RESS-32F-26.5-38	32.00	26.50	38.00
RESS-34F-30-36	34.00	30.00	36.00
RESS-34F-30-42	34.00	30.00	42.00
RESS-34F-30-50	34.00	30.00	50.00
RESS-35F-30-31	35.00	30.00	31.00
RESS-35F-30-36	35.00	30.00	36.00
RESS-37F-32.5-40	37.00	32.50	40.00
RESS-37F-32-42	37.00	32.00	42.00
RESS-37F-34-44	37.00	34.00	44.00
RESS-37F-32-73	37.00	32.00	73.00
RESS-37F-33.5-73	37.00	33.50	73.00
RESS-38F-33-19	38.00	33.00	19.00
RESS-38F-33-24	38.00	33.00	24.00
RESS-38F-32-32	38.00	32.00	32.00
RESS-38F-33-52	38.00	33.00	52.00
RESS-38F-33-72	38.00	33.00	72.00
RESS-40F-36-40	40.00	36.00	40.00
RESS-40F-37.5-48	40.00	37.50	48.00
RESS-40F-36-50	40.00	36.00	50.00
RESS-40F-36-55	40.00	36.00	55.00
RESS-40F-36-60	40.00	36.00	60.00

# Collet Sleeves

Springs for collets

continuation ...



D = nominal size  
d, L = approx. dim.

Item No	D	d	L
RESS-40F-36.5-71	40.00	36.50	71.00
RESS-41F-37-60	41.00	37.00	60.00
RESS-42F-36.5-46	42.00	36.50	46.00
RESS-46F-42-42	46.00	42.00	42.00
RESS-47F-41.5-43	47.00	41.50	43.00
RESS-48F-42-32	48.00	42.00	32.00
RESS-48F-43-38	48.00	43.00	38.00
RESS-48F-44-42	48.00	44.00	42.00
RESS-48F-43-73	48.00	43.00	73.00
RESS-65F-60-88	65.00	60.00	88.00
RESS-66F-58-60	66.00	58.00	60.00